




COLORADO
Department of
Transportation

Title of Course

Course Learning Objectives

Upon completing this course you will be able to:

Colorado Department of Transportation Slide 2




Terms and Concepts

Before we begin, take a moment to review the definitions of the following terms in the Glossary tab to the right (next to Menu).

- Terms

Colorado Department of Transportation Slide 3



Terms and Concepts

Before we begin, take a moment to review the following terms:

- Term - definition

Colorado Department of Transportation Slide 4

Content

Add as many content slides as needed to cover the course topic

Colorado Department of Transportation Slide 5

Sample Engage Interactions

The following are samples of content they are:

- Preformatted to match the standards of the course
- Can be inserted or used in the course
- To use the sample Interactions:
 1. Copy and rename the Engage Interaction to your project folder
 2. Select Engage Interaction → Add existing → then navigate to the sample interaction → left click to select

Colorado Department of Transportation Slide 6

Conclusion

You should now be able to:

Colorado Department of Transportation Slide 7

Where Can I Get Help?


For additional assistance contact Human Resources

- **Phone:**
- **Email:**



Colorado Department of Transportation Slide 8

Course Complete



- Congratulations, you have completed the course!
- To verify you have completed the course, complete the following assessment.
- For course credit, you must achieve a score of at least 70%. Please remember you can take the course as many times as you want until you achieve this score.
- Just a note, once you pass the test you can no longer retake the assessment.

Colorado Department of Transportation Slide 9

Course Assessment

Quiz - 2 questions
Last Modified: Oct 21, 2015 at 05:40 PM

PROPERTIES



Q1 passing, 'Finish' button: [Goes to Next Slide](#)

Q1 failing, 'Finish' button: [Goes to Next Slide](#)

Allow user to leave quiz: [After user has completed quiz](#)

User may view slides after quiz: [At any time](#)

Show in menu as: [Multiple Items](#)

 Edit in Quizmaker  Edit Properties

Colorado Department of Transportation Slide 10