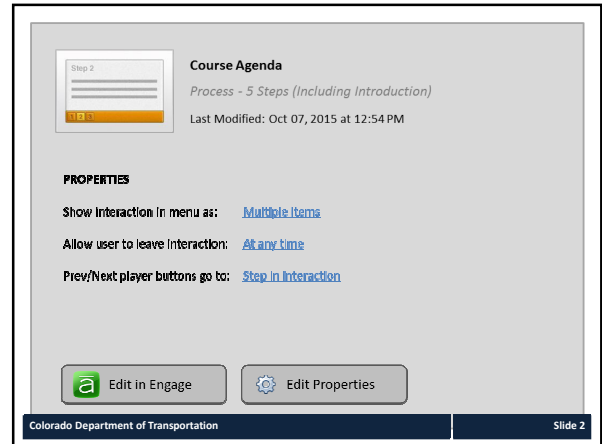




CDOT
COLORADO
Department of
Transportation

Title of Course



Course Agenda
Process - 5 Steps (Including Introduction)
Last Modified: Oct 07, 2015 at 12:54 PM

PROPERTIES

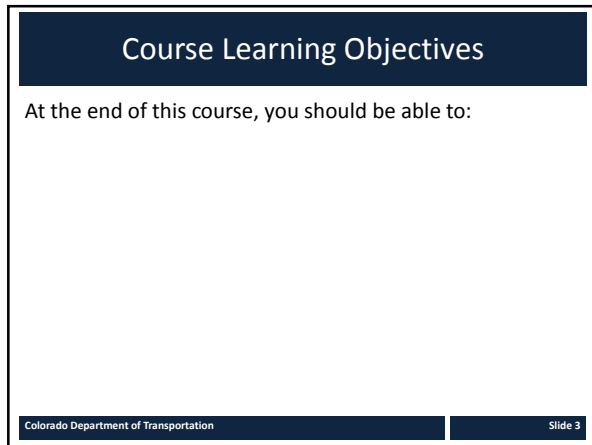
Show Interaction In menu as: [Multiple Items](#)

Allow user to leave Interaction: [At any time](#)

Prev/Next player buttons go to: [Step In Interaction](#)

Edit in Engage Edit Properties

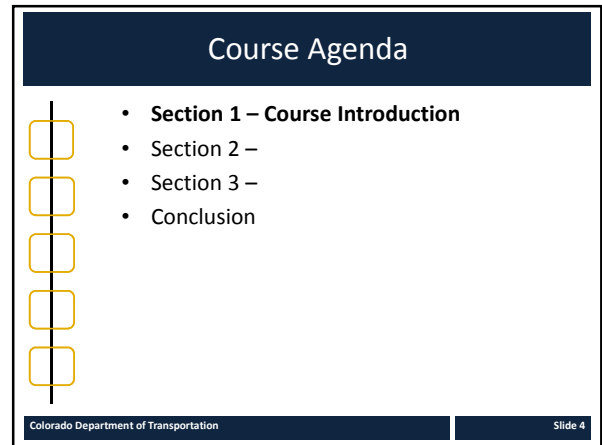
Colorado Department of Transportation Slide 2



Course Learning Objectives

At the end of this course, you should be able to:

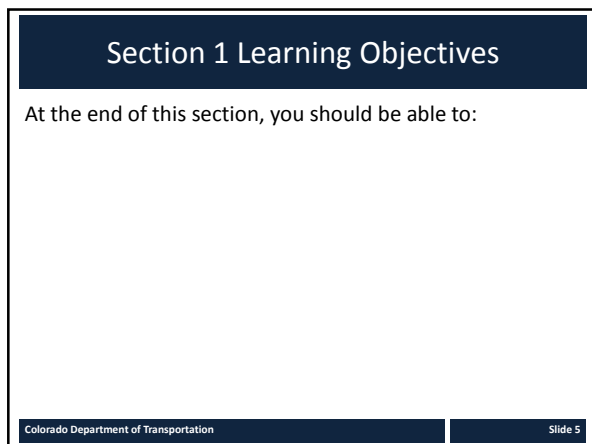
Colorado Department of Transportation Slide 3



Course Agenda

- **Section 1 – Course Introduction**
- Section 2 –
- Section 3 –
- Conclusion

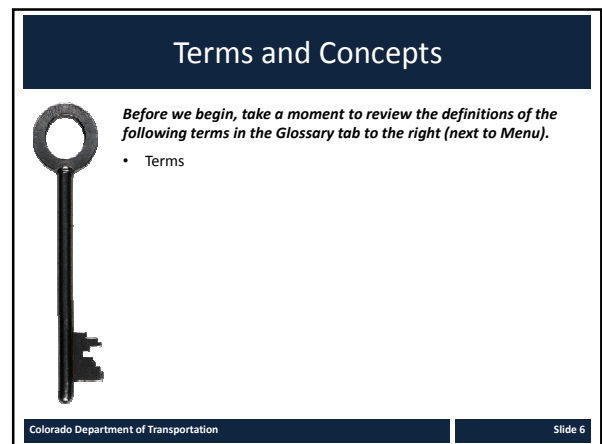
Colorado Department of Transportation Slide 4



Section 1 Learning Objectives

At the end of this section, you should be able to:

Colorado Department of Transportation Slide 5



Terms and Concepts

Before we begin, take a moment to review the definitions of the following terms in the Glossary tab to the right (next to Menu).

- Terms

Colorado Department of Transportation Slide 6

Step 2

Course Agenda Introduction

Process - 12 Steps (Including Introduction and Summary)



Last Modified: Oct 07, 2015 at 02:45 PM

PROPERTIES

Show Interaction In menu as: [Multiple Items](#)

Allow user to leave Interaction: [At any time](#)

Prev/Next player outtons go to: [Step In Interaction](#)

 Edit in Engage  Edit Properties

Colorado Department of Transportation Slide 7

Course Agenda

- Section 1 – Course Introduction
- **Section 2 –**
- Section 3 –
- Conclusion


Colorado Department of Transportation Slide 8

Section 2 Learning Objectives

At the end of this section, you should be able to:

Colorado Department of Transportation Slide 9

Terms and Concepts

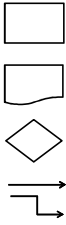


Before we begin, take a moment to review the definitions of the following terms in the Glossary tab to the right (next to Menu).

- Terms


Colorado Department of Transportation Slide 10

Process Flow Copy and Paste




Colorado Department of Transportation Slide 11

Exercise XX



Roles:

Scenario:

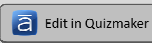



Colorado Department of Transportation Slide 12

Section XX Check Your Knowledge
Quiz - 3 questions
Last Modified: Oct 07, 2015 at 03:24 PM

PROPERTIES

On passing, 'Finish' button: [Goes to Next Slide](#)
On failing, 'Finish' button: [Goes to Next Slide](#)
Allow user to leave quiz: [After user has completed quiz](#)
User may view slides after quiz: [At any time](#)
Show in menu as: [Multiple Items](#)

Colorado Department of Transportation Slide 13

Course Agenda

- Section 1 – Course Introduction
- Section 2 –
- **Section 3 –**
- Conclusion

Colorado Department of Transportation Slide 14

Section 3 Learning Objectives


At the end of this section, you should be able to:

Colorado Department of Transportation Slide 15

Terms and Concepts

Before we begin, take a moment to review the definitions of the following terms in the Glossary tab to the right (next to Menu).

- Terms





Colorado Department of Transportation Slide 16

Exercise XX

Roles:

Scenario:







Colorado Department of Transportation Slide 17

Section XX Check Your Knowledge
Quiz - 3 questions
Last Modified: Oct 13, 2015 at 08:41 AM

PROPERTIES


On passing, 'Finish' button: [Goes to Next Slide](#)
On failing, 'Finish' button: [Goes to Next Slide](#)
Allow user to leave quiz: [After user has completed quiz](#)
User may view slides after quiz: [At any time](#)
Show in menu as: [Multiple Items](#)

Colorado Department of Transportation Slide 18

Course Agenda

- Section 1 – Course Introduction
- Section 2 –
- Section 3 –
- **Conclusion**



Colorado Department of Transportation Slide 19

Conclusion


You should now be able to:

Colorado Department of Transportation Slide 20

Where Can I Get Help?


For additional assistance contact:

- Name One:
 - Email:
 - Phone:
- Name Two:
 - Email:
 - Phone:



Colorado Department of Transportation Slide 21

Course Complete



- Congratulations, you have completed the course!
- To confirm you have completed the course, complete the following assessment.
- For course credit, you must achieve a score of at least 70%. Please remember you can take the course as many times as you want until you achieve this score.
- Just a note, once you pass the test you can no longer retake the assessment.

Colorado Department of Transportation Slide 22

Course Assessment

Quiz - 3 questions
Last Modified: Oct 21, 2015 at 05:23 PM

PROPERTIES



On passing, 'Finish' button: [Goes to Next Slide](#)

On failing, 'Finish' button: [Goes to Next Slide](#)

Allow user to leave quiz: [After user has completed quiz](#)

User may view slides after quiz: [At any time](#)

Show in menu as: [Multiple items](#)

 Edit in Quizmaker  Edit Properties

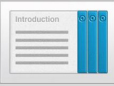
Colorado Department of Transportation Slide 23

Sample Engage Interactions

The following are samples of content they are:

- Preformatted to match the standards of the course
- Can be inserted or used in the course
- Are independent of the rest of the content and may be deleted if they are not used
- Select *Preview drop-down* → *range of slides* → *From 24 to end of presentation*

Colorado Department of Transportation Slide 24



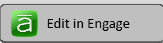

Sample Accordion
Accordion - 4 Panels (Including Introduction)
Last Modified: Oct 07, 2015 at 03:58 PM

PROPERTIES


Show Interaction In menu as: [Multiple Items](#)

Allow user to leave Interaction: [At any time](#)

Prev/Next player outtons go to: [Step In Interaction](#)

Colorado Department of Transportation Slide 25



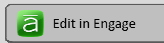
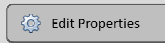
Sample Bulletin Board
Bulletin Board - 3 Notes (Including Introduction)
Last Modified: Oct 07, 2015 at 04:03 PM

PROPERTIES


Show Interaction In menu as: [Multiple Items](#)

Allow user to leave Interaction: [At any time](#)

Prev/Next player buttons go to: [Step In Interaction](#)

Colorado Department of Transportation Slide 26



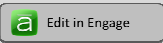

Sample Checklist
Checklist - 4 Items (Including Introduction)
Last Modified: Oct 07, 2015 at 04:05 PM

PROPERTIES


Show interaction in menu as: [Multiple Items](#)

Allow user to leave interaction: [At any time](#)

Prev/Next player outtons go to: [Step In Interaction](#)

Colorado Department of Transportation Slide 27



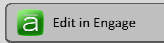
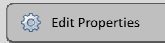
Sample Circle Diagram
Circle Diagram - 3 Layers, 7 Segments (Including Introduction)
Last Modified: Oct 07, 2015 at 04:13 PM

PROPERTIES

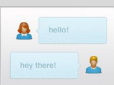
Show interaction in menu as: [Multiple Items](#)

Allow user to leave interaction: [At any time](#)

Prev/Next player buttons go to: [Step In Interaction](#)

Colorado Department of Transportation Slide 28



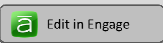

Sample Conversation
Conversation - 5 Steps (Including Introduction and Summary)
Last Modified: Oct 07, 2015 at 04:22 PM

PROPERTIES


Show Interaction In menu as: [Multiple Items](#)

Allow user to leave Interaction: [At any time](#)

Prev/Next player outtons go to: [Step In Interaction](#)

Colorado Department of Transportation Slide 29



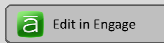

Sample FAQ
FAQ - 4 Questions (Including Introduction)
Last Modified: Oct 07, 2015 at 04:24 PM

PROPERTIES


Show Interaction In menu as: [Multiple Items](#)

Allow user to leave Interaction: [At any time](#)

Prev/Next player buttons go to: [Step In Interaction](#)

Colorado Department of Transportation Slide 30



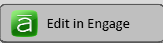

Sample Folders
Folders - 4 Folders (Including Introduction)
Last Modified: Oct 07, 2015 at 04:26 PM

PROPERTIES

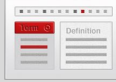
Show Interaction In menu as: [Multiple Items](#)

Allow user to leave Interaction: [At any time](#)

Prev/Next player outtons go to: [Step In Interaction](#)

Colorado Department of Transportation Slide 31



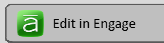
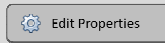
Sample Glossary
Glossary - 4 Entries (Including Introduction)
Last Modified: Oct 07, 2015 at 04:27 PM

PROPERTIES

Show Interaction In menu as: [Multiple Items](#)

Allow user to leave Interaction: [At any time](#)

Prev/Next player buttons go to: [Step In Interaction](#)

Colorado Department of Transportation Slide 32



Sample Guided Image
Guided Image - 4 Labels (Including Introduction)
Last Modified: Oct 07, 2015 at 04:30 PM

PROPERTIES


Show interaction in menu as: [Multiple Items](#)

Allow user to leave interaction: [At any time](#)

Prev/Next player outtons go to: [Step In Interaction](#)

Colorado Department of Transportation Slide 33



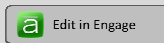
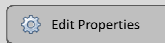
Sample Image Zoom
Image Zoom - 4 Zoom Regions (Including Introduction)
Last Modified: Oct 07, 2015 at 04:34 PM

PROPERTIES


Show interaction in menu as: [Multiple Items](#)

Allow user to leave interaction: [At any time](#)

Prev/Next player buttons go to: [Step In Interaction](#)

Colorado Department of Transportation Slide 34



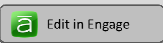

Sample Labeled Graphic
Accordion - 4 Panels (Including Introduction)
Last Modified: Oct 07, 2015 at 04:35 PM

PROPERTIES

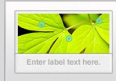
Show Interaction In menu as: [Multiple Items](#)

Allow user to leave Interaction: [At any time](#)

Prev/Next player outtons go to: [Step In Interaction](#)

Colorado Department of Transportation Slide 35



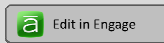

Sample Labeled Panel
Labeled Panel - 4 Labels (Including Introduction)
Last Modified: Oct 07, 2015 at 04:46 PM

PROPERTIES


Show Interaction In menu as: [Multiple Items](#)

Allow user to leave Interaction: [At any time](#)

Prev/Next player buttons go to: [Step In Interaction](#)

Colorado Department of Transportation Slide 36



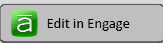

Sample Media Panel
Media Panel - 5 Steps (Including Introduction)
Last Modified: Oct 07, 2015 at 04:51 PM

PROPERTIES

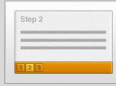
Show Interaction In menu as: [Multiple Items](#)

Allow user to leave Interaction: [At any time](#)

Prev/Next player outtons go to: [Step In Interaction](#)

 Edit in Engage  Edit Properties

Colorado Department of Transportation Slide 37



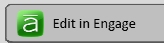
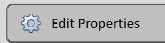
Sample Process
Process - 4 Steps (Including Introduction)
Last Modified: Oct 07, 2015 at 04:53 PM

PROPERTIES


Show Interaction In menu as: [Multiple Items](#)

Allow user to leave Interaction: [At any time](#)

Prev/Next player buttons go to: [Step In Interaction](#)

 Edit in Engage  Edit Properties

Colorado Department of Transportation Slide 38



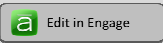

Sample Pyramid
Pyramid - 3 Layers, 7 Segments (Including Introduction)
Last Modified: Oct 07, 2015 at 04:54 PM

PROPERTIES


Show interaction in menu as: [Multiple Items](#)

Allow user to leave interaction: [At any time](#)

Prev/Next player outtons go to: [Step In Interaction](#)

 Edit in Engage  Edit Properties

Colorado Department of Transportation Slide 39



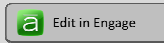
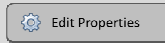
Quick Choice
Quick Choice - 4 Choices
Last Modified: Oct 07, 2015 at 04:55 PM

PROPERTIES


Show interaction in menu as: [Multiple Items](#)

Allow user to leave interaction: [At any time](#)

Prev/Next player buttons go to: [Step In Interaction](#)

 Edit in Engage  Edit Properties

Colorado Department of Transportation Slide 40



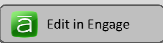

Sample Tabbed Image
Tabbed Image - 4 Tabs (Including Introduction)
Last Modified: Oct 07, 2015 at 04:58 PM

PROPERTIES


Show Interaction In menu as: [Multiple Items](#)

Allow user to leave Interaction: [At any time](#)

Prev/Next player outtons go to: [Step In Interaction](#)

 Edit in Engage  Edit Properties

Colorado Department of Transportation Slide 41



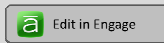

Sample Tabs
Tabs - 4 Tabs (Including Introduction)
Last Modified: Oct 07, 2015 at 04:59 PM

PROPERTIES


Show Interaction In menu as: [Multiple Items](#)

Allow user to leave Interaction: [At any time](#)

Prev/Next player buttons go to: [Step In Interaction](#)

 Edit in Engage  Edit Properties

Colorado Department of Transportation Slide 42



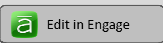
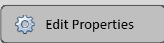
Sample Timeline
Timeline - 3 Periods, 4 Events (Including Introduction)
Last Modified: Oct 07, 2015 at 05:00 PM

PROPERTIES

Show Interaction in menu as: [Multiple Items](#)

Allow user to leave Interaction: [At any time](#)

Prev/Next player buttons go to: [Step In Interaction](#)

 Edit in Engage  Edit Properties