

Cell: SHEET_Design-Sheet
(General cell library)

Level: DES_XSEC_Misc
Text Style: .07" ENG-100

Level: DES_ROADWAY_Misc
Text Style: .07" ENG-100

Level: DES_XSEC_Annotation
Text Style: .07" ENG-100

Level: DES_XSEC_Grid

Level: DES_XSEC_Grid-Text
Text Style: .07" ENG-100

Level: DES_XSEC_Grid-Minor

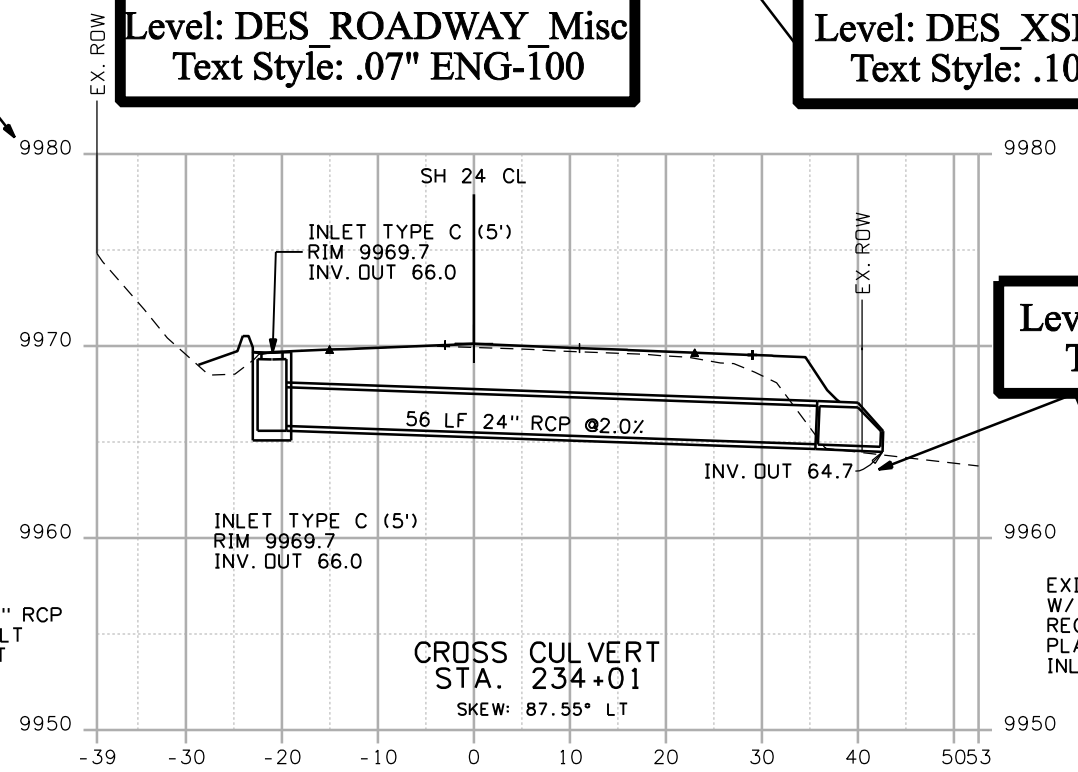
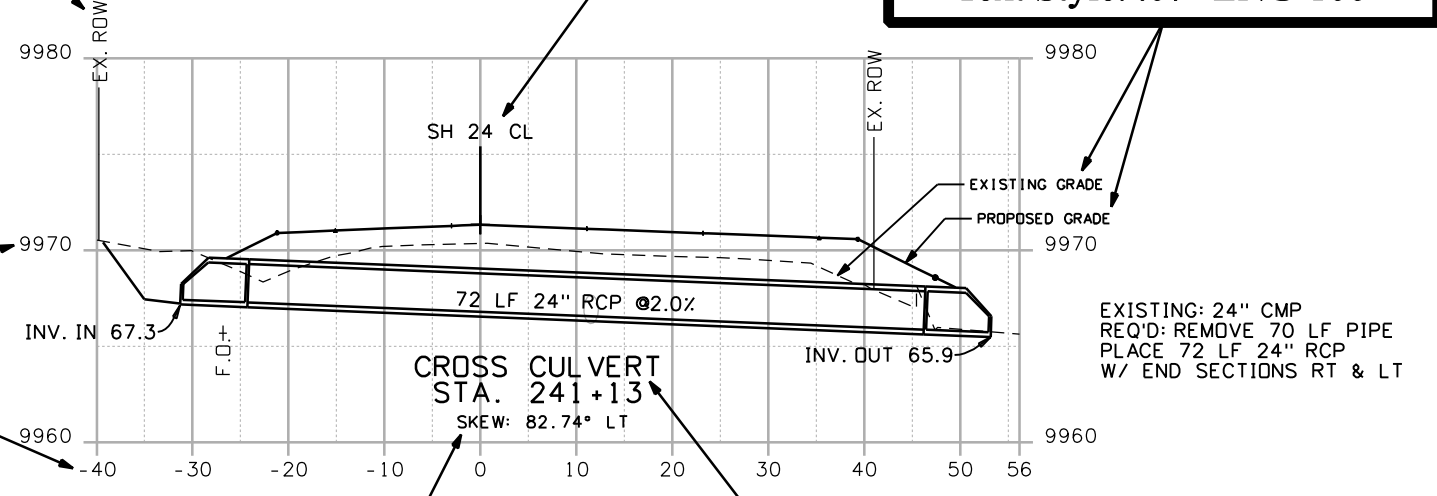
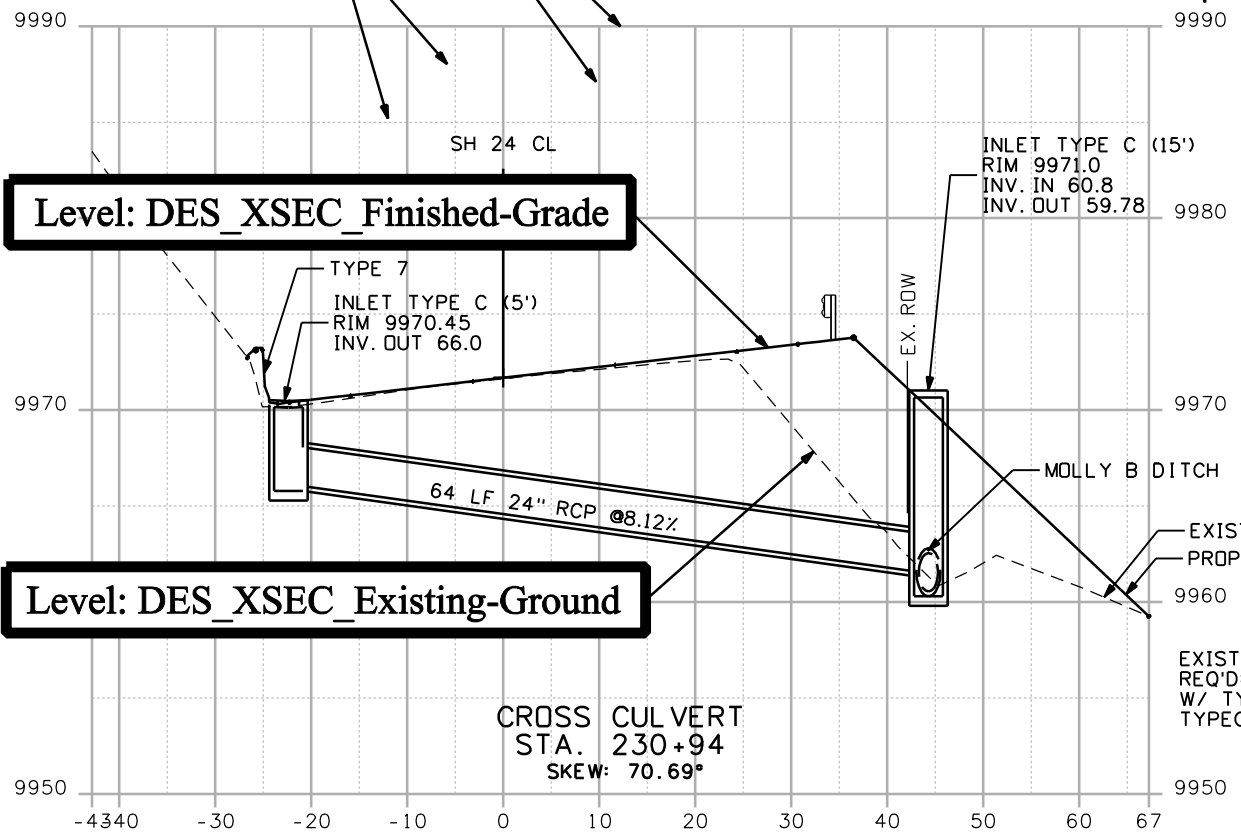
Level: DES_ROADWAY_Misc
Text Style: .07" ENG-100

Level: DES_XSEC_Grid-Text
Text Style: .10" ENG-100

Level: DES_XSEC_Finished-Grade

Level: DES_XSEC_Existing-Ground

Level: DES_XSEC_Annotation
Text Style: .07" ENG-100



| | | | | | | | | |
|---|-----------------------|----------|-------|---------------------------------------|----------------|--------------------------|-----------------------|------------------|
| Print Date: 7/12/2006 | Sheet Revisions | | | Colorado Department of Transportation | As Constructed | STRUCTURE CROSS SECTIONS | | Project No./Code |
| Drawing File Name: Sample_StructureCrossSection.dgn | Date | Comments | Init. | Region 3 303-328-2368 PK | No Revisions: | Designer: MLM | Structure Numbers | STA 0241-039 |
| Horiz. Scale: 1:20 | Vert. Scale: As Noted | | | | Revised: | Detailer: MLM | | 13606 |
| Unit Information | Unit Leader Initials | | | | Void: | Sheet Subset: Culverts | Subset Sheets: 2 of 6 | Sheet Number 036 |

Place Resident
Engineer Cell Here