

APPENDIX A – Cell Libraries

Click on the following links to see a listing and visual of that CELL Library and cells.

Bridge Cells

Construction Cells

Design Cells

General Cells

Hydraulics Cells

Landscape and Environmental Cells

Materials and Geotechnical Cells

Pattern Cells

ROW Cells

Topo Cells

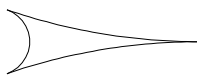





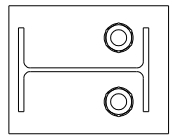
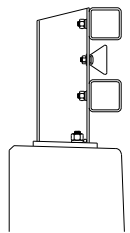
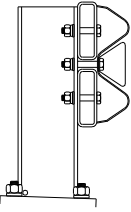
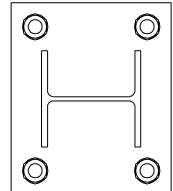
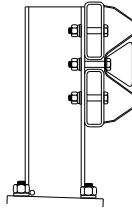


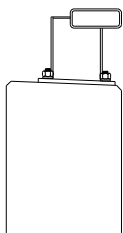
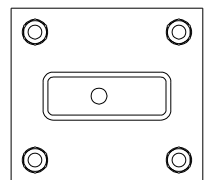
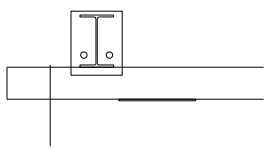
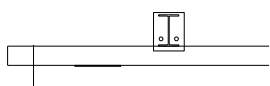
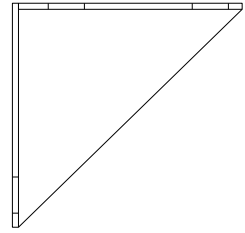
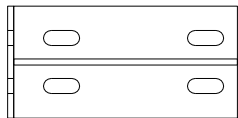
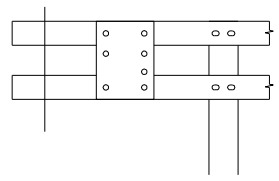
TRAF General

TRAF Signs



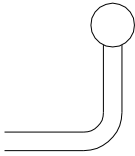

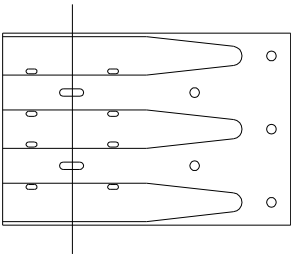
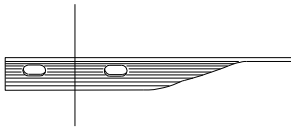
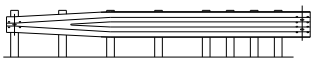
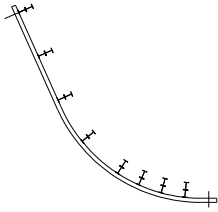
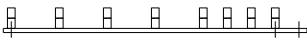
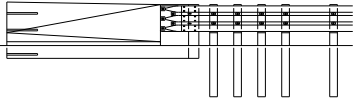
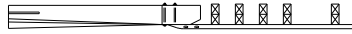

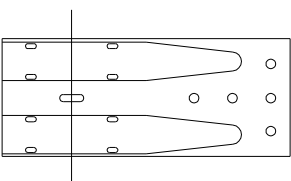
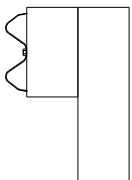
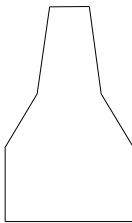


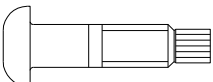
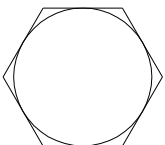
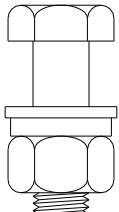
TRAF STAFF

TRAF TCD

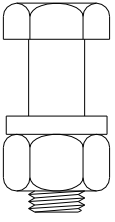
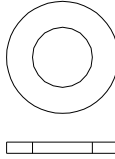
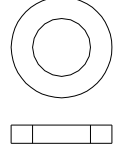
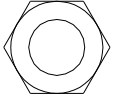
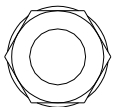

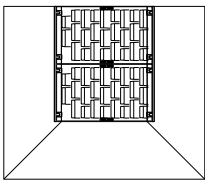
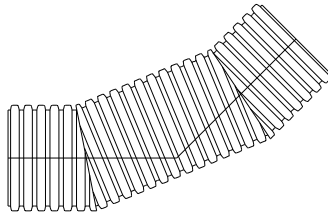
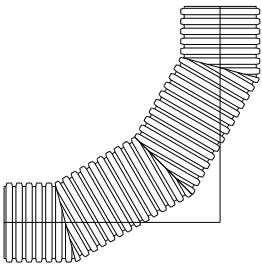
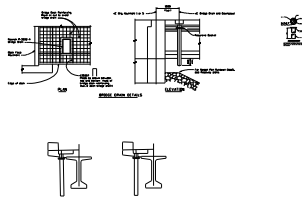
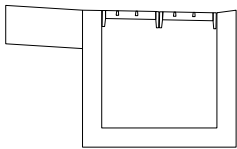
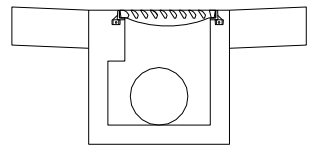
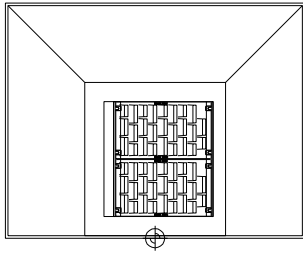
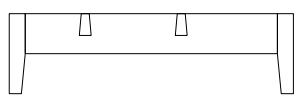
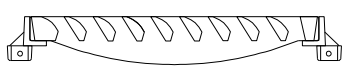
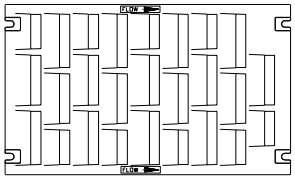
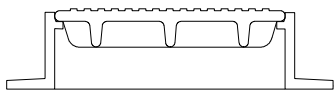


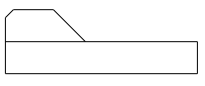
CDOT BRIDGE CELLS

 <p>Arrows_Bridge Point Cell</p>	 <p>Arrows_flowarrow Point Cell</p>	 <p>Arrows_northarw1 Graphic Cell</p>	 <p>Arrows_northarw2 Graphic Cell</p>
 <p>Arrows_squig1 Point Cell</p>	 <p>Arrows_squig2 Point Cell</p>	 <p>Bridge_Rail-type-10-plan Graphic Cell</p>	 <p>Bridge_rail-type-10-with-curb Graphic Cell</p>
 <p>Bridge_Rail-type-3 Graphic Cell</p>	 <p>Bridge_Rail-type-3-plan Graphic Cell</p>	 <p>Bridge_Rail-type-3-with-curb Graphic Cell</p>	 <p>Bridge_Rail-type-4 Graphic Cell</p>
 <p>Bridge_Rail-type-7 Graphic Cell</p>	 <p>Bridge_Rail-type-8 Graphic Cell</p>	 <p>Bridge_Rail-type-8-plan Graphic Cell</p>	 <p>Bridge_Rail_10r-plan Graphic Cell</p>
 <p>Bridge_Rail_10r-plan-max Graphic Cell</p>	 <p>Bridge_Rail_10t-brace-side Graphic Cell</p>	 <p>Bridge_Rail_10r-brace-top Graphic Cell</p>	 <p>Bridge_Rail_10t-front-max Graphic Cell</p>

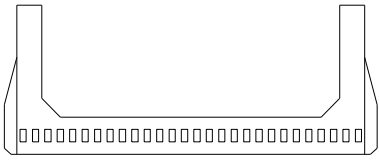
CDOT BRIDGE CELLS

 <p>Bridge_Rail_10t-topplate-side Graphic Cell</p>	 <p>Bridge_Rail_10t-topplate-top Graphic Cell</p>	 <p>Bridge_Rail_bikerail Graphic Cell</p>	 <p>Bridge_Rail_thrie Graphic Cell</p>
 <p>Bridge_Rail_thrie-end Graphic Cell</p>	 <p>Bridge_Rail_thrie-endtop Graphic Cell</p>	 <p>Bridge_Rail_trans3g Graphic Cell</p>	 <p>Bridge_Rail_trans3g-maxradius Graphic Cell</p>
 <p>Bridge_Rail_trans3g-top Graphic Cell</p>	 <p>Bridge_Rail_transition elev- bridge type 7 to guardrail type 3 Graphic Cell</p>	 <p>Bridge_Rail_transition plan- bridge type 7 to guardrail type 3 Graphic Cell</p>	 <p>Bridge_Rail_type3 Graphic Cell</p>
 <p>Bridge_Rail_type3-end Graphic Cell</p>	 <p>Bridge_Rail_type3side Graphic Cell</p>	 <p>Bridge_Rail_type4 Graphic Cell</p>	 <p>bolts_34stud Graphic Cell</p>
 <p>bolts_78stud Graphic Cell</p>	 <p>bolts_78tc-bolt Graphic Cell</p>	 <p>bolts_seven eights inch _bolt head Graphic Cell</p>	 <p>bolts_seven eights inch_ bolt with lock and hard washer Graphic Cell</p>


CDOT BRIDGE CELLS

 <p>bolts_seven eights inch_ bolt with lock washer Graphic Cell</p>	 <p>bolts_seven eights inch_ hardened washer Graphic Cell</p>	 <p>bolts_seven eights inch_ lock washer Graphic Cell</p>	 <p>bolts_seven eights inch_ nut Graphic Cell</p>
 <p>bolts_seven eights inch_ nut and lock washer</p>	 <p>drainage_18cmp Graphic Cell</p>	 <p>drainage_asdrain_top Graphic Cell</p>	 <p>drainage_cpt45 Graphic Cell</p>
 <p>drainage_cpt90 Graphic Cell</p>	 <p>drainage_drain Graphic Cell</p>	 <p>drainage_m-604-25-box-front Graphic Cell</p>	 <p>drainage_m-604-25-box-side Graphic Cell</p>
 <p>drainage_m-604-25-box-top Graphic Cell</p>	 <p>drainage_m-604-25-front Graphic Cell</p>	 <p>drainage_m-604-25-side Graphic Cell</p>	 <p>drainage_m-604-25-top Graphic Cell</p>
 <p>drainage_manhole Graphic Cell</p>	 <p>drainage_mh-rung Graphic Cell</p>	 <p>drainage_mhstep-front Graphic Cell</p>	 <p>drainage_mhstep-side Graphic Cell</p>

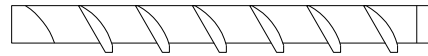
CDOT BRIDGE CELLS




drainage_mhstep-top
Graphic Cell



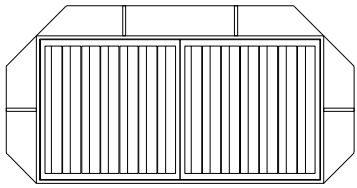
drainage_r32875-grate
Graphic Cell



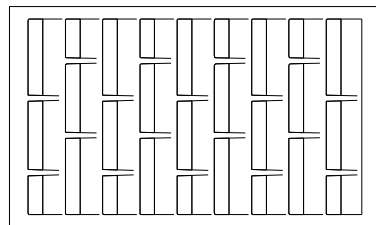
drainage-r32875-grate-side
Graphic Cell



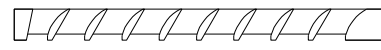
drainage_r32875-side
Graphic Cell



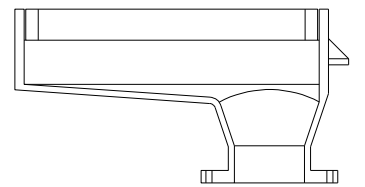
drainage_r32875-top
Graphic Cell



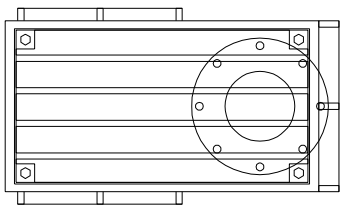
drainage_r3580-gate
Graphic Cell



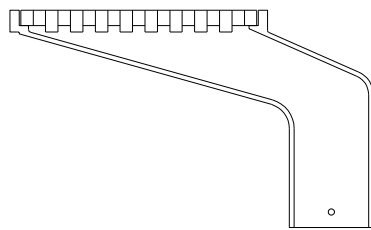
drainage_r3580-grate-side
Graphic Cell



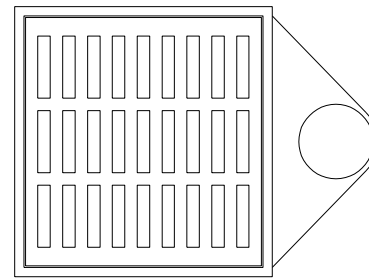
drainage_r3922a-side
Graphic Cell



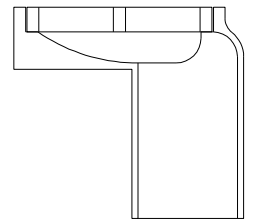
drainage_r3922a-top
Graphic Cell



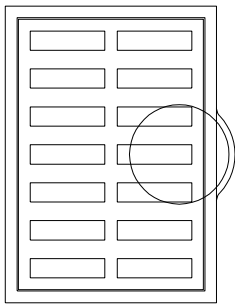
drainage_r3936a-side
Graphic Cell



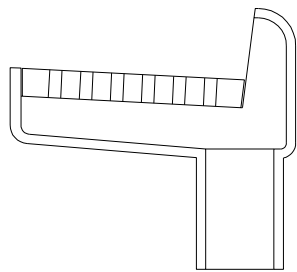
drainage_r3936a-top
Graphic Cell



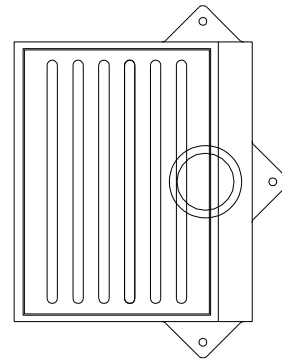
drainage_r3940-side
Graphic Cell



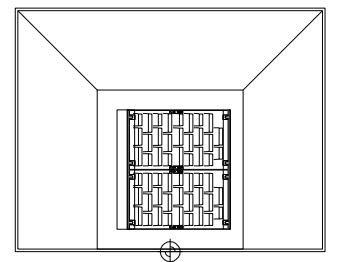
drainage_r3940-top
Graphic Cell



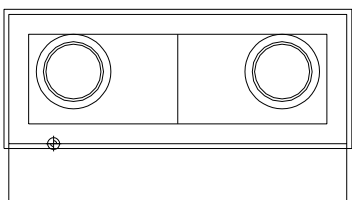
drainage_r3948-side
Graphic Cell



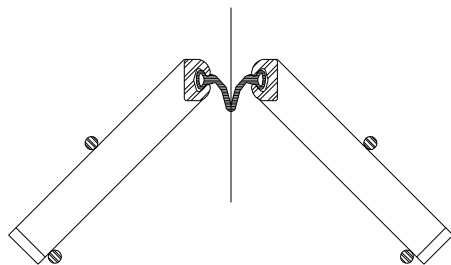
drainage_r3948-top
Graphic Cell



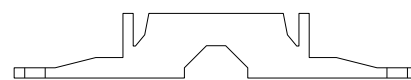
drainage_type-r_inlet-side
Graphic Cell



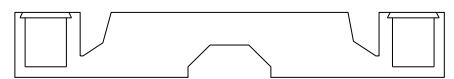
drainage_type-r_inlet-top
Graphic Cell



expansion_frnt
Graphic Cell

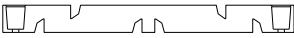
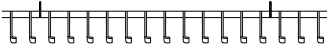

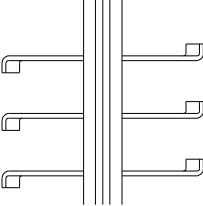
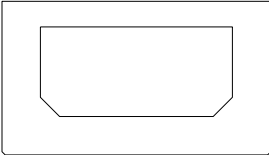
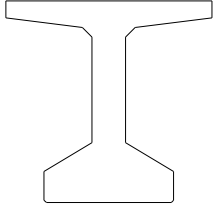
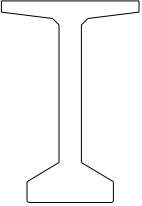
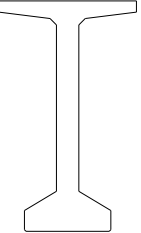
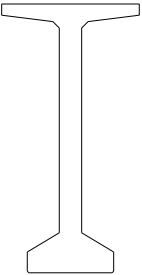
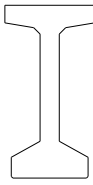
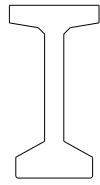
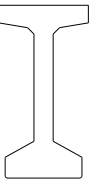
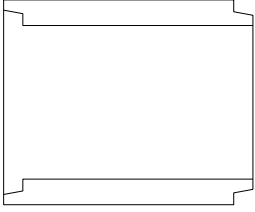
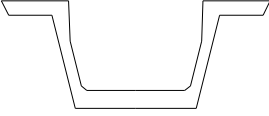
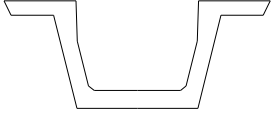
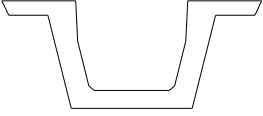
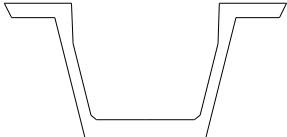
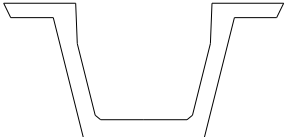
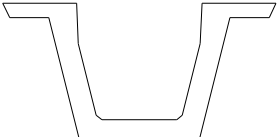
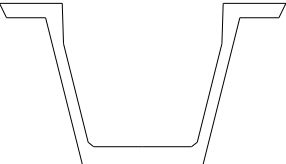


expansion_gtd-type1
Graphic Cell

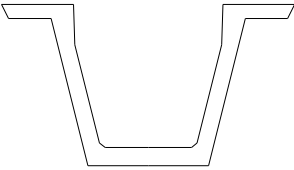
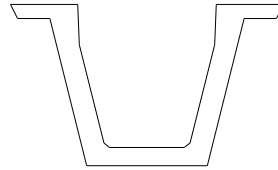
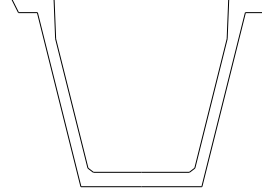
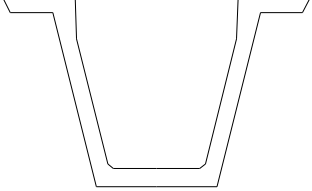
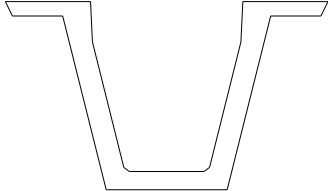
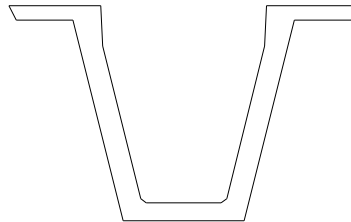
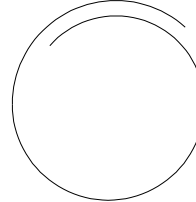
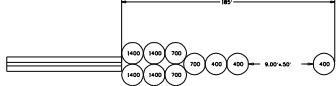
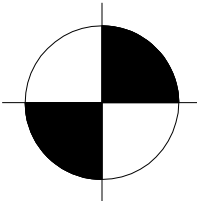


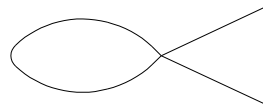



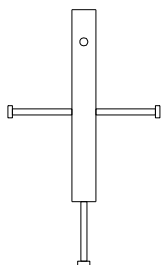
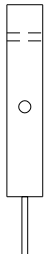
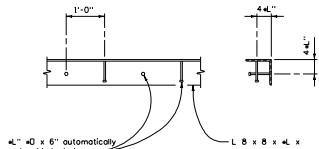
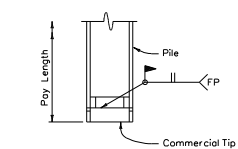
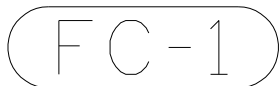


expansion_gtd-type2
Graphic Cell


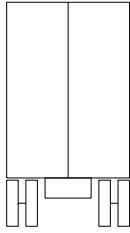
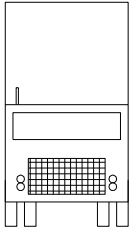


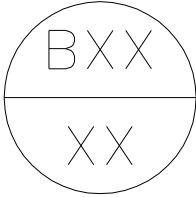
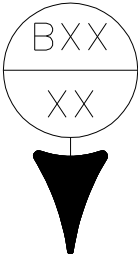
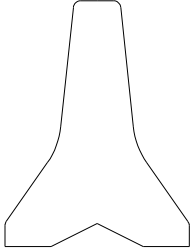

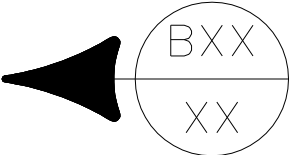
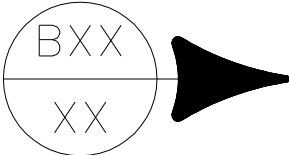
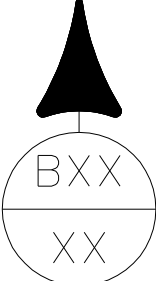




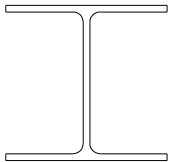
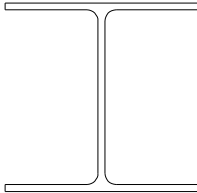
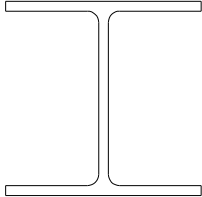
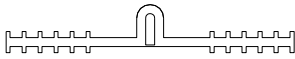
CDOT BRIDGE CELLS

 <p>expansion_gtd-type4 Graphic Cell</p>	 <p>expansion_side Graphic Point</p>	 <p>expansion_ssa2 Graphic Cell</p>	 <p>expansion_top Graphic Cell</p>
 <p>girders_box42x24 Graphic Cell</p>	 <p>girders_bt42girder Graphic Cell</p>	 <p>girders_bt63girder Graphic Cell</p>	 <p>girders_bt72girder Graphic Cell</p>
 <p>girders_bt84girder Graphic Cell</p>	 <p>girders_g54 girder Graphic Cell</p>	 <p>girders_g68 girder Graphic Cell</p>	 <p>girders_g72 girder Graphic Cell</p>
 <p>girders_precast-box Graphic Cell</p>	 <p>girders_u48a Graphic Cell</p>	 <p>girders_u48c Graphic Cell</p>	 <p>girders_u48d Graphic Cell</p>
 <p>girders_u60a Graphic Cell</p>	 <p>girders_u60c Graphic Cell</p>	 <p>girders_u60d Graphic Cell</p>	 <p>girders_u72a Graphic Cell</p>

CDOT BRIDGE CELLS

 <p>girder<u>s</u>_u72c Graphic Cell</p>	 <p>girder<u>s</u>_u72d Graphic Cell</p>	 <p>girder<u>s</u>_u84a Graphic Cell</p>	 <p>girder<u>s</u>_u684c Graphic Cell</p>
 <p>girder<u>s</u>_u84d Graphic Cell</p>	 <p>girder<u>s</u>_u96d Graphic Cell</p>	 <p>misc_Rebar_hoop Graphic Cell</p>	 <p>TYPICAL SAND BARREL ATTENUATOR LAYOUT</p> <p>misc_barrel-1 Graphic Cell</p>
 <p>misc_bm Graphic Cell</p>	 <p>misc_bracket Graphic Cell</p>	 <p>misc_brkcurve Graphic Cell</p>	 <p>misc_bundle Graphic Cell</p>
 <p>misc_bcl Graphic Cell</p>	 <p>misc_dot Graphic Cell</p>	 <p>misc_epoxysymbol Graphic Cell</p>	 <p>misc_fenceanchor1 Graphic Cell</p>
 <p>misc_fenceanchor2 Graphic Cell</p>	 <p>PIER NOSE ANGLE DETAIL To be galvanized after fabrication.</p> <p>misc_noseangl Graphic Cell</p>	 <p>REINFORCING TIP DETAIL Use commercial tip APF Hard Bite 77600 or approved alternate.</p> <p>misc_reinftip Graphic Cell</p>	 <p>misc_revision Graphic Cell</p>


CDOT BRIDGE CELLS

 <p>misc_truck Graphic Cell</p>	 <p>misc_truckback Graphic Cell</p>	 <p>misc_truckfront Graphic Cell</p>	 <p>misc_truckside Graphic Cell</p>
 <p>sectarw Graphic Cell</p>	 <p>sectub Graphic Cell</p>	 <p>sectdown Graphic Cell</p>	 <p>sectioning_conc-bar Graphic Cell</p>
 <p>sectitle Graphic Cell</p>	 <p>sectleft Graphic Cell</p>	 <p>sectright Graphic Cell</p>	 <p>sectup Graphic Cell</p>
 <p>sheets_8x11-land Graphic Cell</p>	 <p>sheets_8x11-port Graphic Cell</p>	 <p>sheets_initials-table Graphic Cell</p>	 <p>revision-table Graphic Cell</p>
 <p>steel sections_hp10x42 Graphic Cell</p>	 <p>steel sections_hp12x53 Graphic Cell</p>	 <p>steel sections_hp12x72 Graphic Cell</p>	 <p>waterstop-Tearweb_6 Graphic Cell</p>

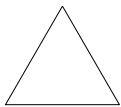
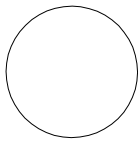
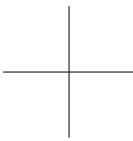

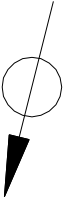

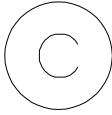




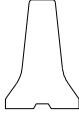


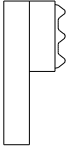
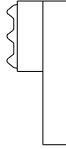

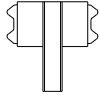
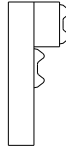
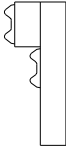
CDOT BRIDGE CELLS














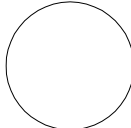
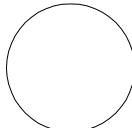

waterstop_6
Graphic Cell

 waterstop_6 Graphic Cell			




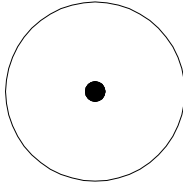

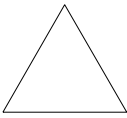

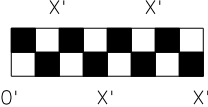
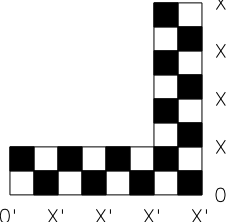



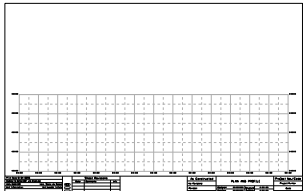

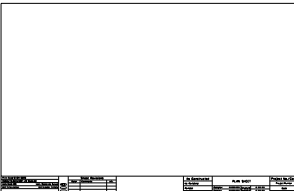

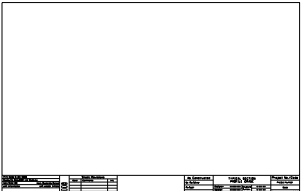



CDOT DESIGN CELLS

 <p>ALG_KeyPt Point Cell</p>	 <p>ALG_KeyPt Point Point</p>	 <p>INR_PLUS Point Cell</p>	 <p>TS_Topsoil-Left Graphic Cell</p>
 <p>TS_Topsoil-Right Graphic Cell</p>	 <p>XS_Bridgerail Point Cell</p>	 <p>XS_Culvert Point Cell</p>	 <p>XS_Edge-fo Oil Point Cell</p>
 <p>XS_Electrical Point Cell</p>	 <p>XS_Fence Graphic Cell</p>	 <p>XS_Fiber-Optic Point Cell</p>	 <p>XS_GUARDRAIL_Conc-Barr Graphic Cell</p>
 <p>XS_GUARDRAIL _Conc-Barr-Narrow-Left Graphic Cell</p>	 <p>XS_GUARDRAIL _conc-Barr-Narrow-Right Graphic Cell</p>	 <p>XS_GUARDRAIL _Three-Beam-Left Graphic Cell</p>	 <p>XS_GUARDRAIL _Three-Beam-Right Graphic Cell</p>
 <p>XS_GUARDRAIL _W-BEAM-Steel-Right Graphic Cell</p>	 <p>XS_GUARDRAIL _W-Beam-Median-Steel Graphic Cell</p>	 <p>XS_GUARDRAIL _W-Beam-Median-Wood Graphic Cell</p>	 <p>XS_GUARDRAIL _W-Beam-Rub-Rail-Left Graphic Cell</p>

CDOT DESIGN CELLS

 <p>XS-GUARDRAIL _W_Beam-Steel-Left Graphic Cell</p>	 <p>XS_GUARDRAIL _W-Beam-Wood-Left Graphic Point</p>	 <p>XS_GUARDRAIL _W-Beam-Wood-Right Graphic Cell</p>	 <p>XS-Gas Point Cell</p>
 <p>XS_Guardrail Point Cell</p>	 <p>XS_ROW-Existing Graphic Cell</p>	 <p>XS_ROW-New Graphic Cell</p>	 <p>XS_Sanitary-Sewer Point Cell</p>
 <p>XS_Storm-Sewer Point Cell</p>	 <p>XS_Telephone Point Cell</p>	 <p>XS_Television Point Cell</p>	 <p>XS_UGPIPE_1 inch-IE Point Cell</p>
 <p>XS_UGPIPE_1 inch-Top Point Cell</p>	 <p>XS_Water Point Cell</p>		

CDOT GENERAL CELLS

 <p>ASTER Point Cell</p>	 <p>ASTERIK Point Cell</p>	 <p>DIAMOND Point Cell</p>	 <p>DOT Point Cell</p>
 <p>MALT Point Cell</p>	 <p>OPEN_TRIANGLE Point Cell</p>	 <p>RND Point Cell</p>	 <p>SHEET_Bar-Scale-Horizontal Graphic Cell</p>
 <p>SHEET_Bar-Scale-Vertical Graphic Cell</p>	 <p>SHEET_Design-A-Size-Sheet Graphic Cell</p>	 <p>SHEET_Design-A-Size-Title-Sheet Graphic Cell</p>	 <p>SHEET_Design-Plan-Limits Graphic Cell</p>
 <p>SHEET_Design-PnP-Sheet Graphic Cell</p>	 <p>SHEET_Design-Profile-Sheet Graphic Cell</p>	 <p>SHEET_Design-Sheet Graphic Cell</p>	 <p>SHEET_Design-Title-Sheet Graphic Cell</p>
 <p>SHEET_Design-Typical-Section-Sheet Graphic Cell</p>	 <p>SHEET_North-Arrow Graphic Cell</p>	 <p>SHEET_Preliminary-Stamp Graphic Cell</p>	 <p>SHEET_RDW-Ownership-Sheet Graphic Cell</p>

CDOT GENERAL CELLS

 <p>SHEET XXXX ROTATION XX-XX-XX SCALE 1"=XXX</p> <p>SHEET_ROW-Plan-Limits Graphic Cell</p>	 <p>SHEET_ROW-Plan-Sheet Graphic Cell</p>	 <p>SHEET_ROW-Title-Sheet Graphic Cell</p>	<p>Colorado Department of Transportation</p>  <p>425 A Corporate Circle Golden, CO 80401 Phone: 720-497-6900 FAX: 720-497-6901</p> <p>Region 1 TDV</p> <p>SHEET_Region-Anthony-DeVito Graphic Cell</p>
<p>Colorado Department of Transportation</p>  <p>2000 South Holly Street Denver, CO 80222 Phone: 303-757-9914 FAX: 303-757-9053</p> <p>Region 6 WAM</p> <p>SHEET_Region-Bill-McDonnell Graphic Cell</p>	<p>Colorado Department of Transportation</p>  <p>425 A Corporate Circle Golden, CO 80401 Phone: 720-497-6918 FAX: 720-497-6901</p> <p>Region 1 WDS</p> <p>SHEET_Region-Bill-Scheueman Graphic Cell</p>	<p>Colorado Department of Transportation</p>  <p>Arapahoe Residency 7328 S. Revere Parkway, Suite 204A Centennial, CO 80112 Phone: 303-365-7256 FAX: 303-790-1037</p> <p>Region 1 CAD</p> <p>SHEET_Region-Carrie-Dejiacomu Graphic Cell</p>	<p>Colorado Department of Transportation</p>  <p>18500 East Colfax Avenue Aurora, CO 80011 Phone: 303-757-9648 FAX: 303-757-9746</p> <p>Region 1 CBR</p> <p>SHEET_Region-Clark-Roberts Graphic Cell</p>
<p>Colorado Department of Transportation</p>  <p>606 South 9th Street Grand Junction, CO 81501 Phone: 970-248-7382 FAX: 970-248-7391</p> <p>Region 3 CLS</p> <p>SHEET_Region-Craig-Snyder Graphic Cell</p>	<p>Colorado Department of Transportation</p>  <p>4201 East Arkansas Avenue Room 107 Denver, CO 80222 Phone: 303-757-9189 FAX: 303-757-9197</p> <p>Staff Bridge Branch DEC</p> <p>SHEET_Region-Dana-Christensen Graphic Cell</p>	<p>Colorado Department of Transportation</p>  <p>2424 North Townsend Avenue Montrose, CO 81401 Phone: 972-249-5285 FAX: 970-249-6018</p> <p>Region 3 DEC</p> <p>SHEET_Region-Darryl-Carlson Graphic Cell</p>	<p>Colorado Department of Transportation</p>  <p>222 South 6th Street Room 317 Grand Junction, CO 81501 Phone: 970-248-7239 FAX: 970-248-7292</p> <p>Region 3 DAE</p> <p>SHEET_Region-Dave-Eller Graphic Cell</p>
<p>Colorado Department of Transportation</p>  <p>902 Erie Avenue Pueblo, CO 81001 Phone: 719-546-5404 FAX: 719-546-5702</p> <p>Region 2 DLM</p> <p>SHEET_Region-David-Miller Graphic Cell</p>	<p>Colorado Department of Transportation</p>  <p>Street Address XXXXXXXXXXXXXXXXXX City, State Zip Code Phone: XXX-XXX-XXXX FAX: XXX-XXX-XXXX</p> <p>Region Number or Staff Initials</p> <p>SHEET_Region-Default Graphic Cell</p>	<p>Colorado Department of Transportation</p>  <p>4201 East Arkansas Avenue Room 107 Denver, CO 80222 Phone: 303-512-4202 FAX: 303-757-9197</p> <p>Staff Bridge Branch RLD</p> <p>SHEET_Region-Dick-Osmun Graphic Cell</p>	<p>Colorado Department of Transportation</p>  <p>902 Erie Avenue Pueblo, CO 81001 Phone: 719-546-5439 FAX: 719-546-5702</p> <p>Region 2 BDL</p> <p>SHEET_Region-Doug-Lollar Graphic Cell</p>
<p>Colorado Department of Transportation</p>  <p>3939 Riverside Parkway Unit A Evans, CO 80620 Phone: 970-506-4949 FAX: 970-339-9530</p> <p>Region 4 DWP</p> <p>SHEET_Region-Doug-Pearson Graphic Cell</p>	<p>Colorado Department of Transportation</p>  <p>4670 Holly Street Denver, CO 80216-6408 Phone: 303-398-6730 FAX: 303-398-6781</p> <p>Region 6 ERM</p> <p>SHEET_Region-Ed-Martinez Graphic Cell</p>	<p>Colorado Department of Transportation</p>  <p>3803 North Main Avenue Suite 200 Durango, CO 81301 Phone: 970-385-1440 FAX: 970-385-8365</p> <p>Region 5 EJA</p> <p>SHEET_Region-Edward-Archuleta Graphic Cell</p>	<p>Colorado Department of Transportation</p>  <p>3971 West Service Road Evans, CO 80620 Phone: 970-506-0359 FAX: 970-330-8513</p> <p>Region 4 GLD</p> <p>SHEET_Region-Gary-DeWitt Graphic Cell</p>


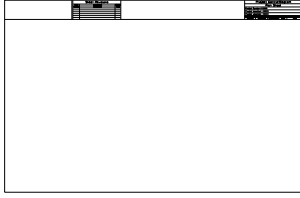







CDOT GENERAL CELLS

<p>Colorado Department of Transportation  3320 South Parker Road Aurora, CO 80014 Phone: 303-337-9519 FAX: 303-750-7452 Region 6 HL</p>	<p>Colorado Department of Transportation  Mountain Residency P.O. Box 399 Dumont, CO 80436 Phone: 303-512-5750 FAX: 303-512-5775 Region 1 INZ</p>	<p>Colorado Department of Transportation  4670 Holly Street Denver, CO 80216-6408 Phone: 303-398-6765 FAX: 303-398-6781 Region 6 IDM</p>	<p>Colorado Department of Transportation  4670 Holly Street Denver, CO 80216-6408 Phone: 303-398-6766 FAX: 303-398-6781 Region 6 - North Engineering JCK</p>
SHEET_Region-Hani-Lavassani Graphic Cell	SHEET_Region-Inessa-Zisman Graphic Cell	SHEET_Region-Irena-Motas Graphic Cell	SHEET_Region-Jacob-Koenig Graphic Cell
<p>Colorado Department of Transportation  4201 East Arkansas Avenue Room 107 Denver, CO 80222 Phone: 303-757-9486 FAX: 303-757-9197 Staff Bridge Branch JIE</p>	<p>Colorado Department of Transportation  1480 QuailLake loop Colorado Springs, CO 80906 Phone: 719-634-2323 FAX: 719-632-2172 Region 2 J. Flohr</p>	<p>Colorado Department of Transportation  1050 Lee Hill Road Boulder, CO 80302 Phone: 303-546-5653 FAX: 303-444-0751 Region 4 JEZ</p>	<p>Colorado Department of Transportation  2000 South Holly Street Denver, CO 80222 Phone: 303-370-2052 FAX: 303-945-1028 Region 6 JMW</p>
SHEET_Region-Jamal-Elkaissi Graphic Cell	SHEET_Region-James-Flohr Graphic Cell	SHEET_Region-James-Zufall Graphic Cell	SHEET_Region-Jeff-Wassenaar Graphic Cell
<p>Colorado Department of Transportation  7328 S. Revere Parkway Suite 204A Centennial, CO 80112 Phone: 303-365-7234 FAX: 303-790-1037 Region 1 JPB</p>	<p>Colorado Department of Transportation  222 South 6th Street, Room 100 Grand Junction, CO 81501 Phone: 970-248-7230 FAX: 970-248-7294 Region 3 JKE</p>	<p>Colorado Department of Transportation  1205 West Avenue Box C Alamosa, CO 81101 Phone: 719-589-4251 FAX: 719-587-6511 Region 5 JJS</p>	<p>Colorado Department of Transportation  4670 Holly Street Denver, CO 80216-6408 Phone: 303-398-6780 FAX: 720-945-1028 Region 6 JCS</p>
SHEET_Region-Jim-Bemelen Graphic Cell	SHEET_Region-Johannes-Egghart Graphic Cell	SHEET_Region-John-Schneider Graphic Cell	SHEET_Region-John-Schwab Graphic Cell
<p>Colorado Department of Transportation  3939 Riverside Parkway Unit A Evans, CO 80620 Phone: 970-506-4949 FAX: 970-339-9530 Region 4 JWD</p>	<p>Colorado Department of Transportation  902 Erie Avenue Pueblo, CO 81001 Phone: 719-546-5438 FAX: 719-546-5702 Region 2 KSR</p>	<p>Colorado Department of Transportation  18500 East Colfax Avenue Aurora, CO 80011 Phone: 303-757-9139 FAX: 303-757-9120 Region 1 KVD</p>	<p>Colorado Department of Transportation  120 North Riverview Road Sterling, CO 80751 Phone: 970-522-0481 FAX: 970-521-9729 Region 4 LBL</p>
SHEET_Region-Johnny-Dlson Graphic Cell	SHEET_Region-Karen-Rowe Graphic Cell	SHEET_Region-Ken-DePinto Graphic Cell	SHEET_Region-L-B-Locke Graphic Cell
<p>Colorado Department of Transportation  1420 Second Street Greely, CO 80631 Phone: 970-350-2143 FAX: 970-350-2198 Region 4 LJH</p>	<p>Colorado Department of Transportation  1480 QuailLake Loop, Suite A Colorado Springs, CO 80906 Phone: 719-634-2323 FAX: 719-227-3298 Region 2 MSA</p>	<p>Colorado Department of Transportation  1050 Lee Hill Road Boulder, CO 80302 Phone: 303-546-5660 FAX: 303-444-0751 Region 4 MHG</p>	<p>Colorado Department of Transportation  401 "A" Avenue Limón, CO 80828 Phone: 719-775-2871 FAX: 719-775-8860 Region 1 MSM</p>
SHEET_Region-Larry-Haas Graphic Cell	SHEET_Region-Mark-Andrew Graphic Cell	SHEET_Region-Mark-Gosselin Graphic Cell	SHEET_Region-Mark-Mueller Graphic Cell

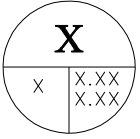


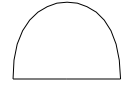
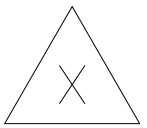
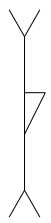
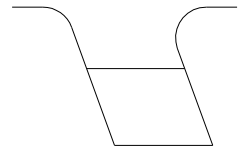



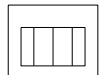
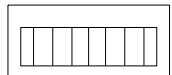
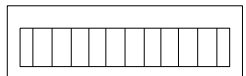


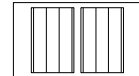




CDOT GENERAL CELLS

<p>Colorado Department of Transportation  425 B Corporate Circle Golden, CO 80401 Phone: 720-497-6954 FAX: 720-497-6951 Region 6 MS</p> <p>SHEET_Region-Myron-Swisher Graphic Cell</p>	<p>Colorado Department of Transportation  425 B Corporate Circle Golden, CO 80401 Phone: 720-497-6961 FAX: 720-497-6951 Region 6 Central Engineering PDJ</p> <p>SHEET_Region-Paul-Jesaitis Graphic Cell</p>	<p>Colorado Department of Transportation  902 Erie Avenue Pueblo, CO 81001 Phone: 719-546-5438 FAX: 719-546-5702 Region 3 PLM</p> <p>SHEET_Region-Pete-Mertes Graphic Cell</p>	<p>Colorado Department of Transportation  1420 Second Street Greeley, CO 80631 Phone: 970-350-2126 FAX: 970-350-2198 Region 4 PJG</p> <p>SHEET_Region-Peter-Graham Graphic Cell</p>
<p>Colorado Department of Transportation  714 Grand Avenue Eagle, CO 81631 Phone: 970-328-6385 FAX: 970-328-2368 Region 3 PBK</p> <p>SHEET_Region-Peter-Kozinski Graphic Cell</p>	<p>Colorado Department of Transportation  1019 Erie Avenue Pueblo, CO 81001 Phone: 719-546-5778 FAX: 719-546-5777 Region 2 RAZ</p> <p>SHEET_Region-Richard-Zamora Graphic Cell</p>	<p>Colorado Department of Transportation  1480 Quail Lake Loop, Suite A Colorado Springs, CO 80906 Phone: 719-634-2223 FAX: 719-227-3298 Region 2 RWB</p> <p>SHEET_Region-Robert-Burch Graphic Cell</p>	<p>Colorado Department of Transportation  8833 South Wadsworth Court Littleton, CO 80128 Phone: 303-972-9112 FAX: 303-972-9114 Region 6 RLB</p> <p>SHEET_Region-Ron-Buck Graphic Cell</p>
<p>Colorado Department of Transportation  2207 East Highway 402 Loveland, CO 80537 Phone: 970-667-4670 FAX: 970-668-0289 Region 4 SCE</p> <p>SHEET_Region-Scott-Ellis Graphic Cell</p>	<p>Colorado Department of Transportation  2000 South Holly Street Denver, CO 80222 Phone: 303-757-9511 FAX: 303-757-9907 Region 6 Traffic and Safety SM</p> <p>SHEET_Region-Scott-McDaniel Graphic Cell</p>	<p>Colorado Department of Transportation  222 South 6th Street, Room 100 Grand Junction, CO 81501 Phone: 970-248-7230 FAX: 970-248-7294 Region 3 SHY</p> <p>SHEET_Region-Sean-Yeates Graphic Cell</p>	<p>Colorado Department of Transportation  3840 York Street Denver, CO 80205 Phone: 303-294-9300 FAX: 303-294-9052 Region 6 SAL</p> <p>SHEET_Region-Sharon-Lipp Graphic Cell</p>
<p>Colorado Department of Transportation  4201 East Arkansas Avenue Room 107 Denver, CO 80222 Phone: 303-757-9337 FAX: 303-757-9197 Staff Bridge Branch SLW</p> <p>SHEET_Region-Sharon-Wilson Graphic Cell</p>	<p>Colorado Department of Transportation  905 Erie Avenue Pueblo, CO 81002 Phone: 719-546-5734 FAX: 719-546-5702 Region 2 TJS</p> <p>SHEET_Region-Terry-Shippy Graphic Cell</p>	<p>Colorado Department of Transportation  3803 North Main Avenue Suite 108 Durango, CO 81301 Phone: 970-385-3621 FAX: 970-385-3635 Region 5 TB</p> <p>SHEET_Region-Tony-Bemelen Graphic Cell</p>	<p>Colorado Department of Transportation  8833 South Wadsworth Court Littleton, CO 80128 Phone: 303-972-9112 FAX: 303-972-9114 Region 6 TG</p> <p>SHEET_Region-Tony-Gross Graphic Cell</p>
<p>Colorado Department of Transportation  4201 East Arkansas Avenue Room 107 Denver, CO 80222 Phone: 303-512-4072 FAX: 303-757-9197 Staff Bridge Branch STW</p> <p>SHEET_Region-Trever-Wang Graphic Cell</p>	<p>Colorado Department of Transportation  270 Ranney Craig, CO 81625 Phone: 970-826-5010 FAX: 970-826-4081 Region 3 RVP</p> <p>SHEET_Region-Van-Pilaud Graphic Cell</p>	<p>SHEET_Revision-Bubble Graphic Cell</p> <p style="text-align: center;">(R - X)</p>	<p>SHEET_SURV-LSCD-Plan-Sheet Graphic Cell</p> 


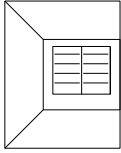
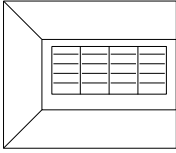

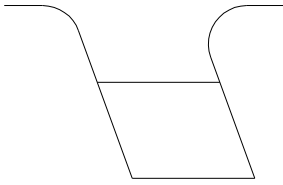
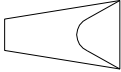
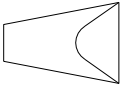
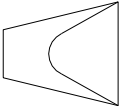
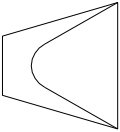
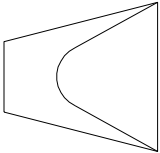
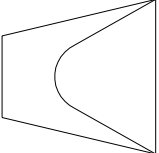
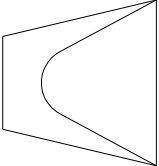
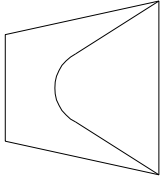
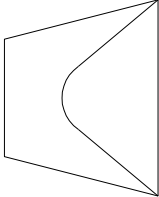
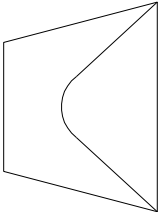
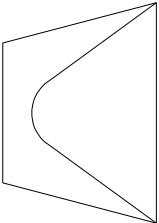
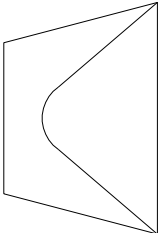
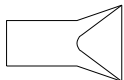
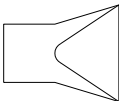
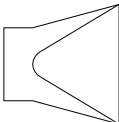
CDOT GENERAL CELLS

 <p>SHEET_SURV-LSCD-Title-Sheet Graphic Cell</p>	 <p>SHEET_SURV-PCD-Plan-Sheet Graphic Cell</p>	 <p>SHEET_SURV-PCD-Title-Sheet Graphic Cell</p>	<div data-bbox="1276 300 1581 457" style="border: 1px solid black; padding: 5px;"> <p>FOR BURIED UTILITY INFORMATION TWO (2) BUSINESS DAYS BEFORE YOU DIG CALL 1-800-922-1987 UTILITY NOTIFICATION CENTER OF COLORADO (UNCC)</p> </div> <p>SHEET_UNCC-Stamp Graphic Cell</p>
 <p>SIGN_Interstate Graphic Cell</p>	 <p>SIGN_State Graphic Cell</p>	 <p>Sqdot Point Cell</p>	 <p>Square Point Cell</p>
 <p>Star Point Cell</p>	 <p>Tri Point Cell</p>		

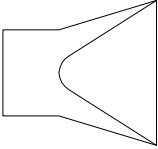
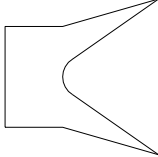
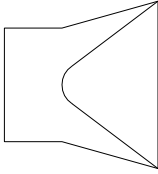
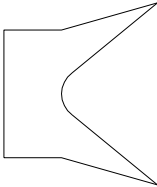
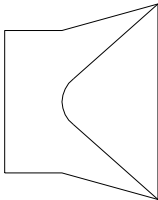


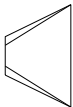
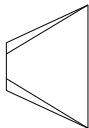
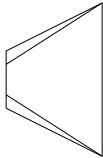



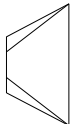
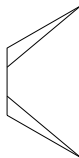
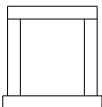


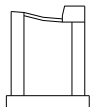

CDOT HYDRAULICS CELLS

 <p>Basin_Bubble Graphic Cell</p>	 <p>CBC_1 inch Point Cell</p>	 <p>Conc_3-sided_Culv_20x9 feet Point Cell</p>	 <p>Conc_Arch_Culv_14x10 feet Point Cell</p>
 <p>Design_Point Graphic Cell</p>	 <p>Existing_ Embakment-Protectory-Type-3 Point Cell</p>	 <p>Existing_ Embankment-Protector-Type-5 Point Cell</p>	 <p>Existing Manhole Point Cell</p>
 <p>Flow_Direction Graphic Cell</p>	 <p>Hydro_Flow_Arrow Graphic Cell</p>	 <p>INLET_DEN_TY-16 Graphic Cell</p>	 <p>INLET_DEN_TY-16(Dbl) Graphic Cell</p>
 <p>INLET_DEN_TY-16(Tri) Graphic Cell</p>	 <p>INLET_TY-13 Graphic Cell</p>	 <p>INLET_TY-C Graphic Cell</p>	 <p>INLET_TY-D Graphic Cell</p>
 <p>INLET_TY-R-L10 Graphic Cell</p>	 <p>INLET_TY-R-L15 Graphic Cell</p>	 <p>INLET_TY-R-L5 Graphic Cell</p>	 <p>INLET_Vane-Grate Graphic Cell</p>

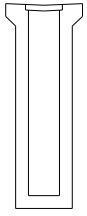
CDOT HYDRAULICS CELLS

 <p>INLET_Vane-Grate (Dbl) Graphic Cell</p>	 <p>INLET_Vane-Grate Apron Graphic Cell</p>	 <p>INLET_Vane-Grate Apron (Dbl) Graphic Cell</p>	 <p>Proposed_ Embankment-Protector-Type-3 Point Cell</p>
 <p>Proposed_ Embankment-Protector-Type-5 Point Cell</p>	 <p>RCES-15 Graphic Cell</p>	 <p>RCES-18 Graphic Cell</p>	 <p>RCES-24 Graphic Cell</p>
 <p>RCES-30 Graphic Cell</p>	 <p>RCES-36 Graphic Cell</p>	 <p>RCES-42 Graphic Cell</p>	 <p>RCES-48 Graphic Cell</p>
 <p>RCES-54 Graphic Cell</p>	 <p>RCES-60 Graphic Cell</p>	 <p>RCES-66 Graphic Cell</p>	 <p>RCES-72 Graphic Cell</p>
 <p>RCES-78 Graphic Cell</p>	 <p>RCES_E-23x14 Graphic Cell</p>	 <p>RCES_E-30x19 Graphic Cell</p>	 <p>RCES_E-38x24 Graphic Cell</p>

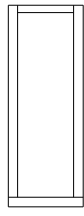
CDOT HYDRAULICS CELLS

 <p>RCES_E-45x29 Graphic Cell</p>	 <p>RCES_E-53x34 Graphic Cell</p>	 <p>RCES_E-60x43 Graphic Cell</p>	 <p>RCES_E-69x43 Graphic Cell</p>
 <p>RCES_E-76x48 Graphic Cell</p>	 <p>SES-15 Graphic Cell</p>	 <p>SES-18 Graphic Cell</p>	 <p>SES-24 Graphic Cell</p>
 <p>SES-30 Graphic Cell</p>	 <p>SES-36 Graphic Cell</p>	 <p>SES_EA-15 Graphic Cell</p>	 <p>SES_EA-18 Graphic Cell</p>
 <p>SES_EA-24 Graphic Cell</p>	 <p>SES_EA-30 Graphic Cell</p>	 <p>SES_EA-36 Graphic Cell</p>	 <p>XS_INLET_DEN_TY-16 Graphic Cell</p>
 <p>XS_INLET_DEN_TY-16(DbI) Graphic Cell</p>	 <p>XS_INLET_DEN_TY-16(Tri) Graphic Cell</p>	 <p>XS_INLET_DEN_TY-16-Alt Graphic Cell</p>	 <p>XS_INLET_TY-13 Graphic Cell</p>


CDOT HYDRAULICS CELLS




XS_INLET_TY-13-Alt
Graphic Cell




XS_INLET_TY-C
Graphic Cell




XS_INLET_TY-C-Alt
Graphic Cell




XS_INLET_TY-D
Graphic Cell




XS_INLET_TY-D-Alt
Graphic Cell




XS_INLET_TY-R-ALT
Graphic Cell




XS_INLET_TY-R-L10
Graphic Cell



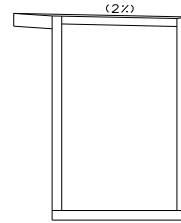
XS_INLET_TY-R-L15
Graphic Cell



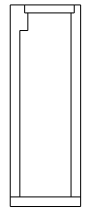
XS_INLET_TY-R-L5
Graphic Cell



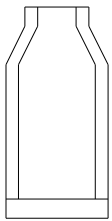
XS_INLET_Vane-Grate
Graphic Cell



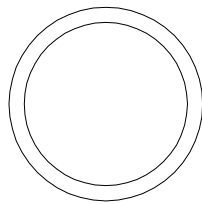
XS_INLET_Vane-Grate (DbI)
Graphic Cell



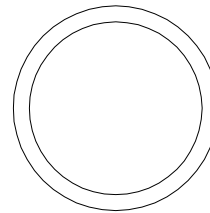
XS_INLET_Vane-Grate-ALT
Graphic Cell



XS_Manhole
Graphic Cell



XS_PIPES_RCP-102
Graphic Cell



XS_PIPES_RCP-108
Graphic Cell



XS_PIPES_RCP-12
Graphic Cell



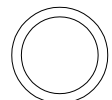
XS_PIPES_RCP-15
Graphic Cell



XS_PIPES_RCP-18
Graphic Cell

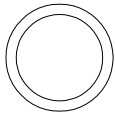


XS_PIPES_RCP-21
Graphic Cell

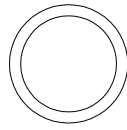


XS_PIPES_RCP-24
Graphic Cell

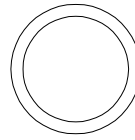
CDOT HYDRAULICS CELLS



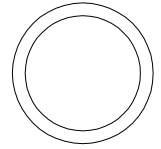
XS_PIPES_RCP-27
Graphic Cell



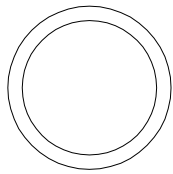
XS_PIPES_RCP-30
Graphic Cell



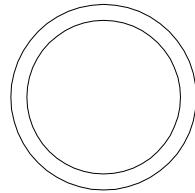
XS_PIPES_RCP-33
Graphic Cell



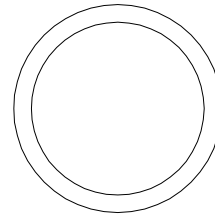
XS_PIPES_RCP-36
Graphic Cell



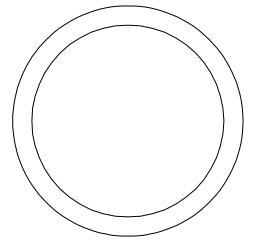
XS_PIPES_RCP-42
Graphic Cell



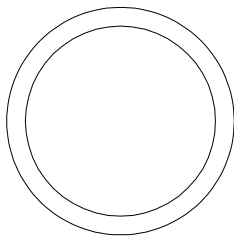
XS_PIPES_RCP-48
Graphic Cell



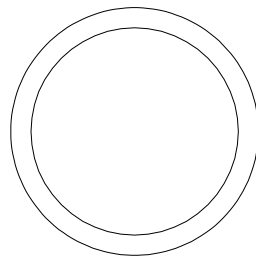
XS_PIPES_RCP-54
Graphic Cell



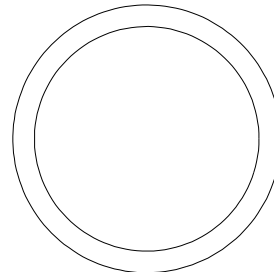
XS_PIPES_RCP-60
Graphic Cell



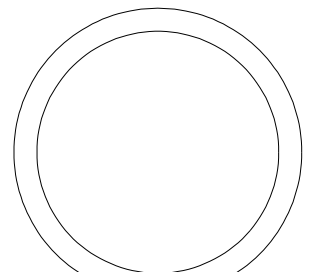
XS_PIPES_RCP-66
Graphic Cell



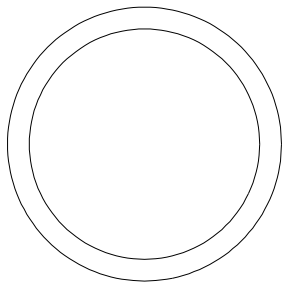
XS_PIPES_RCP-72
Graphic Cell



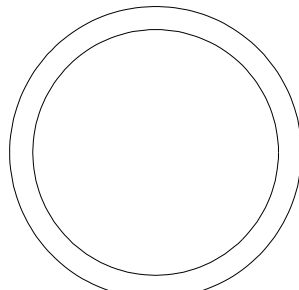
XS_PIPES_RCP-78
Graphic Cell



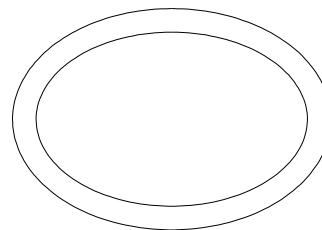
XS_PIPES_RCP-84
Graphic Cell



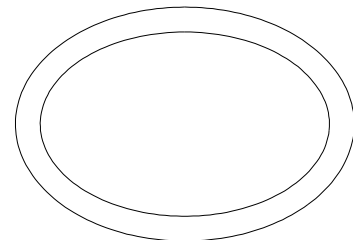
XS_PIPES_RCP-90
Graphic Cell



XS_PIPES_RCP-96
Graphic Cell



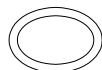
XS_PIPES_RCP_E-106x68
Graphic Cell



XS_PIPES_RCP_E-113x72
Graphic Cell



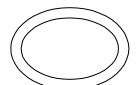
XS_PIPES_RCP_E-23x14
Graphic Cell



XS_PIPES_RCP_E-30x19
Graphic Cell

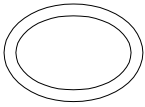
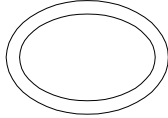
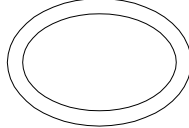
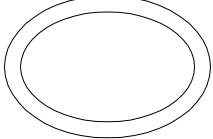
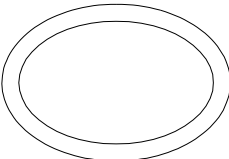
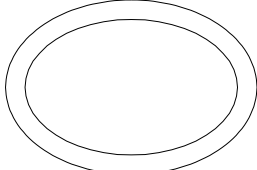
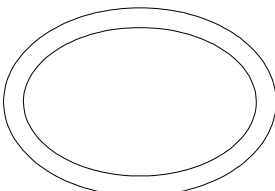
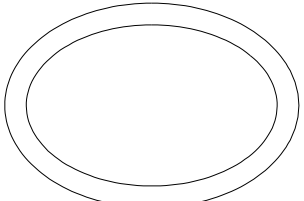


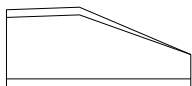
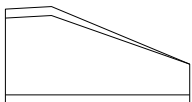
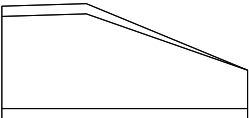
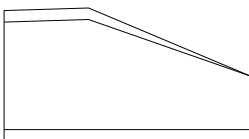
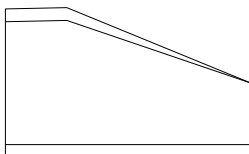
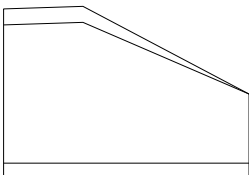
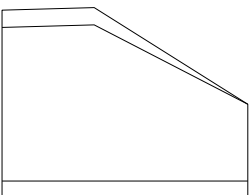
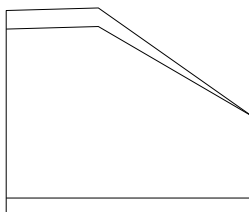
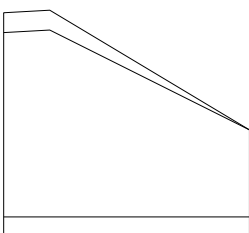
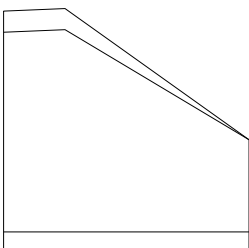


XS_PIPES_RCP_E-34x22
Graphic Cell


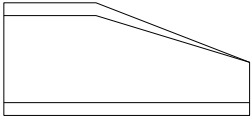
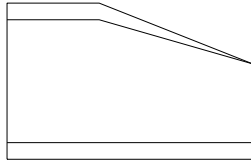


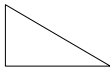


XS_PIPES_RCP_E-38x24
Graphic Cell

CDOT HYDRAULICS CELLS

 <p>XS_PIPES_RCP_E-45x29 Graphic Cell</p>	 <p>XS_PIPES_RCP_E-53x34 Graphic Cell</p>	 <p>XS_PIPES_RCP_E-60x38 Graphic Cell</p>	 <p>XS_PIPES_RCP_E-68x43 Graphic Cell</p>
 <p>XS_PIPES_RCP_E-76x48 Graphic Cell</p>	 <p>XS_PIPES_RCP_E-83x53 Graphic Cell</p>	 <p>XS_PIPES_RCP_E-91x58 Graphic Cell</p>	 <p>XS_PIPES_RCP_E-98x63 Graphic Cell</p>
 <p>XS_RCES-15 Graphic Cell</p>	 <p>XS_RCES-18 Graphic Cell</p>	 <p>XS_RCES-24 Graphic Cell</p>	 <p>XS_RCES-30 Graphic Cell</p>
 <p>XS_RCES-36 Graphic Cell</p>	 <p>XS_RCES-42 Graphic Cell</p>	 <p>XS_RCES-48 Graphic Cell</p>	 <p>XS_RCES-54 Graphic Cell</p>
 <p>XS_RCES-60 Graphic Cell</p>	 <p>XS_RCES-66 Graphic Cell</p>	 <p>XS_RCES-72 Graphic Cell</p>	 <p>XS_RCES-78 Graphic Cell</p>


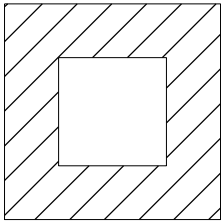
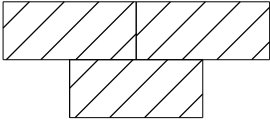

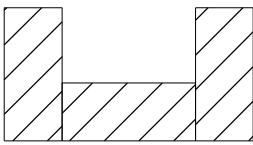


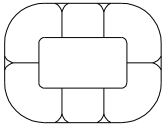


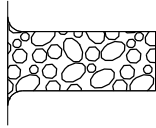


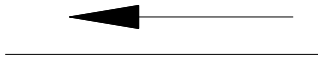
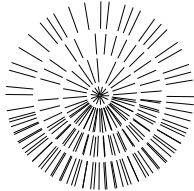


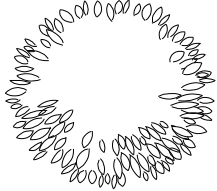

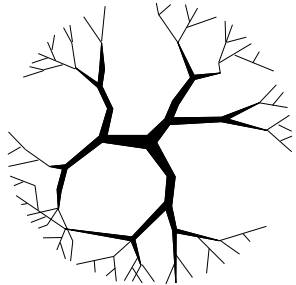
CDOT HYDRAULICS CELLS

 <p>RCES_E-23-14 Graphic Cell</p>	 <p>XS_RCES_E-30x19 Graphic Cell</p>	 <p>XS_RCES_E-38x24 Graphic Cell</p>	 <p>XS_RCES_E-45-29 Graphic Cell</p>
 <p>XS_RCES_E-53x34 Graphic Cell</p>	 <p>XS_RCES_E-60x38 Graphic Cell</p>	 <p>RCES_E-68x43 Graphic Cell</p>	 <p>XS_RCES_E-76x48 Graphic Cell</p>
 <p>XS_SES-15 Graphic Cell</p>	 <p>XS_SES-18 Graphic Cell</p>	 <p>XS_SES-24 Graphic Cell</p>	 <p>XS_SES-30 Graphic Cell</p>
 <p>XS_SES-36 Graphic Cell</p>	 <p>XS_SES_EA-15 Graphic Cell</p>	 <p>XS_SES_EA-18 Graphic Cell</p>	 <p>XS_SES_EA-24 Graphic Cell</p>
 <p>XS_SES_EA-24 Graphic Cell</p>	 <p>XS_SES_EA-36 Graphic Cell</p>		

CDOT HYDRAULICS CELLS

Basin_Bubble Graphic Cell	CBC_1 inch Point Cell	Conc_3-sided_Culv_20x9 feet Point Cell	Conc_Arch_Culv_14x10 feet Point Cell
Design_Point Graphic Cell	Existing_ Embakment-Protectory-Type-3 Point Cell	Existing_ Embakment-Protector-Type-5 Point Cell	Existing Manhole Point Cell
Flow_Direction Graphic Cell	Hydro_Flow_Arrow Graphic Cell	INLET_DEN_TY-16 Graphic Cell	INLET_DEN_TY-16(Dbl) Graphic Cell
INLET_DEN_TY-16(Tri) Graphic Cell	INLET_TY-13 Graphic Cell	INLET_TY-C Graphic Cell	INLET_TY-D Graphic Cell
INLET_TY-R-L10 Graphic Cell	INLET_TY-R-L15 Graphic Cell	INLET_TY-R-L5 Graphic Cell	INLET_Vane-Grate Graphic Cell

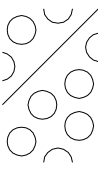

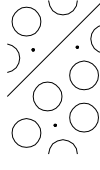



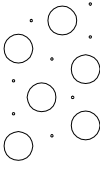
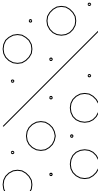

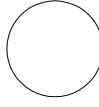
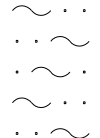
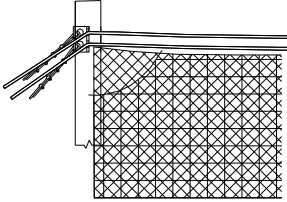
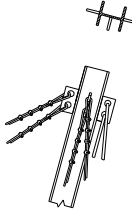
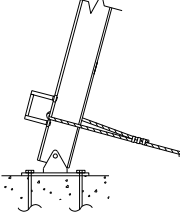
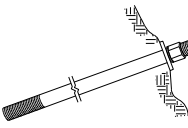





CDOT LANDSCAPE AND ENVIRONMENTAL CELLS

 <p>Concrete_Washout_Structure Graphic Cell</p>	 <p>Drop_Inlet_Erosion_Protection Graphic Cell</p>	 <p>Erosion_Check Graphic Cell</p>	 <p>Erosion_Log_Ditch_Check Graphic Cell</p>
 <p>Pipe_Inlet_Erosion_Protection Graphic Cell</p>	 <p>Rigid_Inlet_Protection Graphic Cell</p>	 <p>Rock_Check_Dam Graphic Cell</p>	 <p>Sediment_Trap Graphic Cell</p>
 <p>Shrub_Deciduous Graphic Cell</p>	 <p>Silt_Dike Graphic Cell</p>	 <p>Stabilized_Construction _Entrance Graphic Cell</p>	 <p>Storm_Drain_Inlet_Protection Graphic Cell</p>
 <p>Temporary_Berm Graphic Cell</p>	 <p>Temporary_Slope_Drain Graphic Cell</p>	 <p>Tree_Coniferous Graphic Cell</p>	 <p>Tree_Deciduous Graphic Cell</p>
 <p>Tree_Misc-1 Graphic Cell</p>	 <p>Tree_Misc-2 Graphic Cell</p>	 <p>Tree_Misc-3 Graphic Cell</p>	 <p>Tree_Misc-4 Graphic Cell</p>

CDOT MATERIALS AND GEOTECHNICAL CELLS

 <p style="text-align: center;">arrow-stream Point Cell</p>	 <p style="text-align: center;">blows Point Cell</p>	 <p style="text-align: center;">boring Point Cell</p>	 <p style="text-align: center;">boulder Point Cell</p>
 <p style="text-align: center;">clay Point Cell</p>	 <p style="text-align: center;">clay-g Point Cell</p>	 <p style="text-align: center;">clay-gm Point Cell</p>	 <p style="text-align: center;">clay-gs Point Cell</p>
 <p style="text-align: center;">clay-m Point Cell</p>	 <p style="text-align: center;">clay-mg Point Cell</p>	 <p style="text-align: center;">clay-ms Point Cell</p>	 <p style="text-align: center;">clay-s Point Cell</p>
 <p style="text-align: center;">clay-sg Point Cell</p>	 <p style="text-align: center;">clay-sm Point Cell</p>	 <p style="text-align: center;">claystone Point Cell</p>	 <p style="text-align: center;">cobble Point Cell</p>
 <p style="text-align: center;">concrete Point Cell</p>	 <p style="text-align: center;">gneiss Point Cell</p>	 <p style="text-align: center;">granite Point Cell</p>	 <p style="text-align: center;">gravel Point Cell</p>


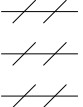

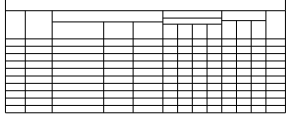

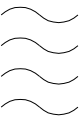
CDOT MATERIALS AND GEOTECHNICAL CELLS

			
<p>gravel-c Point Cell</p>	<p>gravel-cm Point Cell</p>	<p>gravel-cs Point Cell</p>	<p>gravel-m Point Cell</p>
			
<p>gravel-mc Point Cell</p>	<p>gravel-ms Point Cell</p>	<p>gravel-s Point Cell</p>	<p>gravel-sc Point Cell</p>
			
<p>gravel-sm Point Cell</p>	<p>penetrometer Point Cell</p>	<p>quartz Point Cell</p>	<p>DRAPED CABLE NET DETAIL</p> <p>rxfl_draped cable net Graphic Cell</p>
			
<p>POST DETAIL A</p> <p>rxfl_post detail a Graphic Cell</p>	<p>POST DETAIL B</p> <p>rxfl_post detail b Graphic Cell</p>	<p>TYPICAL ROCK REINFORCEMENT (DOWEL) NOT TO SCALE</p> <p>rxfl_rock reinforcement Graphic Cell</p>	<p>rxfl_rockfall fence Point Cell</p>
			
<p>WIRE ROPE ANCHOR DETAIL NOT TO SCALE</p> <p>rxfl_wire rope anchor Graphic Cell</p>	<p>sand Point Cell</p>	<p>sand-c Point Cell</p>	<p>sand-cg Point Cell</p>


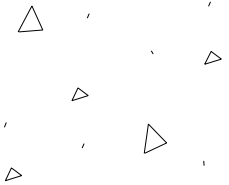

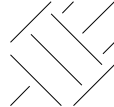
CDOT MATERIALS AND GEOTECHNICAL CELLS



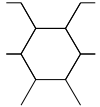

 <p style="text-align: center;">sand-cm Point Cell</p>	 <p style="text-align: center;">sand-g Point Cell</p>	 <p style="text-align: center;">sand-gc Point Cell</p>	 <p style="text-align: center;">sand-gm Point Cell</p>
 <p style="text-align: center;">sand-m Point Cell</p>	 <p style="text-align: center;">sand-mc Point Cell</p>	 <p style="text-align: center;">sand-mg Point Cell</p>	 <p style="text-align: center;">sandstone Point Cell</p>
 <p style="text-align: center;">sandstone-silty Point Cell</p>	 <p style="text-align: center;">sandstone2 Point Cell</p>	 <p style="text-align: center;">shale Point Cell</p>	 <p style="text-align: center;">silt Point Cell</p>
 <p style="text-align: center;">silt-c Point Cell</p>	 <p style="text-align: center;">silt-cg Point Cell</p>	 <p style="text-align: center;">silt-cs Point Cell</p>	 <p style="text-align: center;">silt-g Point Cell</p>
 <p style="text-align: center;">silt-gc Point Cell</p>	 <p style="text-align: center;">silt-gs Point Cell</p>	 <p style="text-align: center;">silt-s Point Cell</p>	 <p style="text-align: center;">silt-sc Point Cell</p>


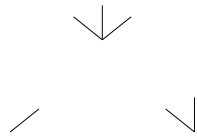
CDOT MATERIALS AND GEOTECHNICAL CELLS

			
<p>silt-sg Point Cell</p>	<p>siltstone Point Cell</p>	<p>soil-sym Point Cell</p>	<p>test-results Point Cell</p>
			
<p>topsoil Point Cell</p>	<p>weathered Point Cell</p>		

CDOT PATTERN CELLS

			
<p>PATTERN_Aspalt Graphic Cell</p>	<p>PATTERN_Concrete Graphic Cell</p>	<p>PATTERN_Dots Graphic Cell</p>	<p>PATTERN_Earth Graphic Cell</p>


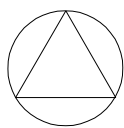

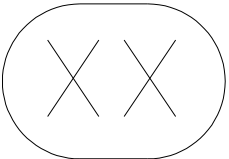
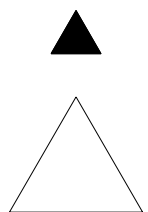
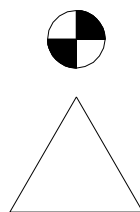











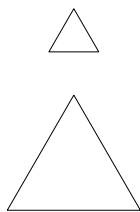
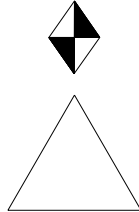
			
<p>PATTERN_Embankment Graphic Cell</p>	<p>PATTERN_Embankment Graphic Cell</p>	<p>PATTERN_Gravel Graphic Cell</p>	<p>PATTERN_Honeycomb Graphic Cell</p>

			
<p>PATTERN_Sand Graphic Cell</p>	<p>PATTERN_Wetland Graphic Cell</p>		

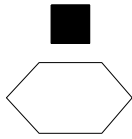
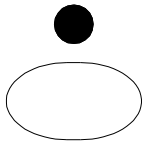

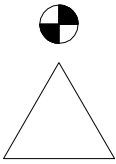

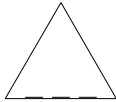
--	--	--	--

--	--	--	--

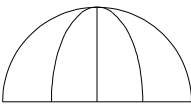

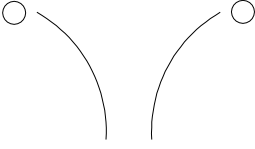






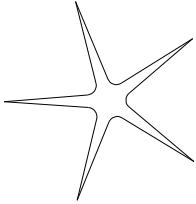
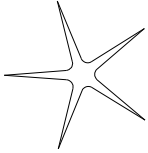


CDOT ROW CELLS

 <p>Calc COGO pnts Point Cell</p>	 <p>Harn dens mon Point Cell</p>	 <p>Harn mon Point Cell</p>	 <p>Parcel ID Point Cell</p>
 <p>Proj control mon Point Cell</p>	 <p>Qtr sect corn mon Point Cell</p>	<p>RWPL Cuts Graphic Cell</p>	<p>Colorado Department of Transportation  3803 North Main Avenue Durango, CO 81301 Phone: 970-385-1420 FAX: 970-385-1410 Region 5 DFF</p> <p>SHEET_Region_Dan-Fazzan Graphic Cell</p>
<p>Colorado Department of Transportation  1420 2nd Street Greeley, CO 80631 Phone: 970-350-2153 FAX: 970-350-2178 Region 4 DGM</p> <p>SHEET_Region_Dave-Mantych Graphic Cell</p>	<p>Colorado Department of Transportation  222 South 6th Street Room 317 Grand Junction, CO 81501 Phone: 970-248-7390 FAX: 970-248-7233 Region 3 JEM</p> <p>SHEET_Region_Jack-Messenger Graphic Cell</p>	<p>Colorado Department of Transportation  18500 East Colfax Avenue Aurora, CO 80011 Phone: 303-757-9744 FAX: 303-757-9746 Region 1 JPC</p> <p>SHEET_Region_Joseph-Conway Graphic Cell</p>	<p>Colorado Department of Transportation  18500 East Colfax Avenue Aurora, CO 80011 Phone: 303-757-9117 FAX: 303-757-9746 Region 1 KAW</p> <p>SHEET_Region_Kevin-Williams Graphic Cell</p>
<p>Colorado Department of Transportation  222 South 6th Street Room 317 Grand Junction, CO 81501 Phone: 970-248-7072 FAX: 970-248-7233 Region 3 LED</p> <p>SHEET_Region_Leslie-Doehling Graphic Cell</p>	<p>Colorado Department of Transportation  1420 2nd Street Greeley, CO 80631 Phone: 970-350-2153 FAX: 970-350-2223 Region 4 MDG</p> <p>SHEET_Region_Mark-Guerrero Graphic Cell</p>	<p>Colorado Department of Transportation  P.O. Box 536 905 Erie Avenue Pueblo, CO 81002 Phone: 719-546-5442 FAX: 719-546-5414 Region 2 MEL</p> <p>SHEET_Region_Mark-Lane Graphic Cell</p>	<p>Colorado Department of Transportation  2000 South Holly Denver, CO 80222 Phone: 303-757-9922 FAX: 303-757-9390 Region 6 PED</p> <p>SHEET_Region_Patricia-Dickerson Graphic Cell</p>
<p>Colorado Department of Transportation  Address 1 (Optional) Address 2 City, CO Zip Phone: XXX-XXX-XXXX FAX: XXX-XXX-XXXX Region (Number) Initials</p> <p>SHEET_Region-Template Graphic Cell</p>	<p>Colorado Department of Transportation  P.O. Box 536 905 Erie Avenue Pueblo, CO 81002 Phone: 719-546-5454 FAX: 719-546-5414 Region 2 TA</p> <p>SHEET_Region-Tom-Adams Graphic Cell</p>	 <p>Secndry control mon Point Cell</p>	 <p>Set ROW mon Point Cell</p>

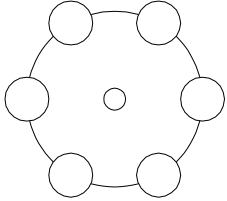
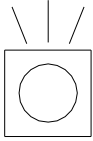



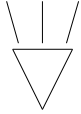
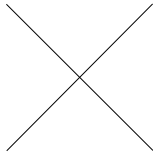

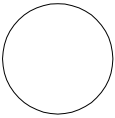



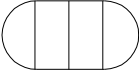


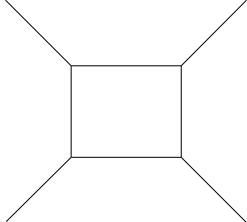
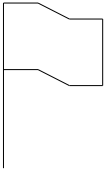

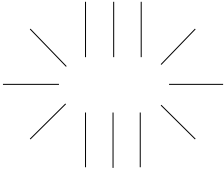

CDOT ROW CELLS

 <p>Set ROW mon Point Cell</p>	 <p>Set esmnt mon Point Cell</p>	 <p>Set witness mon Point Cell</p>	 <p>Sixth sect corn mon Point Cell</p>
 <p>Temp Esmt pnt Point Cell</p>	 <p>Text Triangle Point Cell</p>		



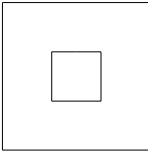


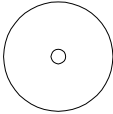


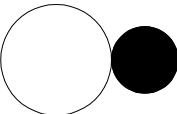


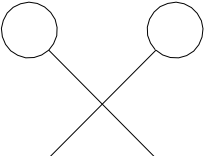
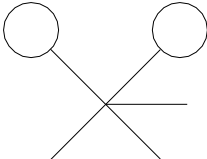
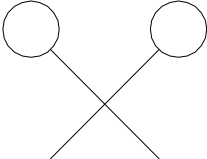
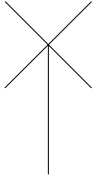

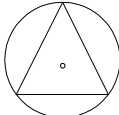



CDOT TOPO CELLS

 <p>ENVI_Area-Of_Concern_exist Point Cell</p>	 <p>ENVI_Hazardous- Wast-Monitor-Well_exit Point Cell</p>	 <p>FENCE_Deer-Gate_exist Point Cell</p>	 <p>BLM</p> <p>Fnd BLM mon Point Cell</p>
 <p>NOAA</p> <p>Fnd NOAA mon Point Cell</p>	 <p>ROW</p> <p>Fnd ROW mon Point Cell</p>	 <p>USGS</p> <p>Fnd USGS Point Cell</p>	 <p>BM</p> <p>Fnd bnch mon Point Cell</p>
 <p>FED</p> <p>Fnd fdrl mon Point Cell</p>	 <p>LOCAL</p> <p>Fnd local ent mon Point Cell</p>	 <p>PP</p> <p>Fnd prop mon Point Cell</p>	 <p>WC</p> <p>Fnd witness mon Point Cell</p>
 <p>GEOT_Boulder-Over-6ft_exist Point Cell</p>	 <p>GEOT_Misc_exist Point Cell</p>	 <p>GUARDRAIL_End-Anchor_exist Point Cell</p>	 <p>LAND_CONF_Shrub_exist Point Cell</p>
 <p>LAND_CONF_Tree_exist Point Cell</p>	 <p>LAND_DECIDUOUS_Shrub_exist Point Cell</p>	 <p>LAND_DECIDUOUSE_Tree_exist Point Cell</p>	 <p>LIGHTING_POLE _Double-Mast-Arm_Exist Point Cell</p>



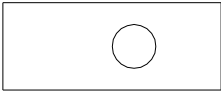

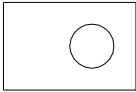






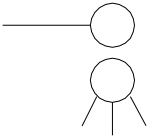


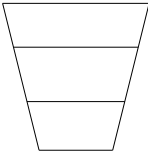


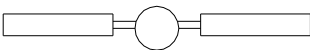


CDOT TOPO CELLS

 <p>LIGHTING_POLE_Highmast_exist Point Cell</p>	 <p>LIGHTING_POLE_Pedestal_exist Point Cell</p>	 <p>LIGHTING_POLE_Single-Mast-Arm_exist Point Cell</p>	 <p>LIGHTING_PDST_exist Point Cell</p>
 <p>LIGHTING_PDST_prop Point Cell</p>	 <p>LIGHTING_Spot_Flood_exist Point Cell</p>	 <p>MISC_1_exist Point Cell</p>	 <p>MISC_2_exist Point Cell</p>
 <p>MISC_3_exist Point Cell</p>	 <p>MISC_Archaeological-Site_exist Point Cell</p>	 <p>MISC_Bench_exist Point Cell</p>	 <p>MISC_CAMPSITE_Fire-Ring_exist Point Cell</p>
 <p>MISC_CAMPSITE_Grill_exist Point Cell</p>	 <p>MISC_CAMPSITE_Marker_exist Point Cell</p>	 <p>MISC_CAMPSITE_Picnic-Table_exist Point Cell</p>	 <p>MISC_CAMPSITE_Table_exist Point Cell</p>
 <p>MISC_Flag-Pole_exist Point Cell</p>	 <p>MISC_Grave-Headstone_exist Point Cell</p>	 <p>MISC_Grave_exist Point Cell</p>	 <p>MISC-Mailbox_exist Point Cell</p>



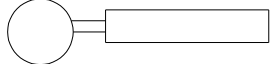
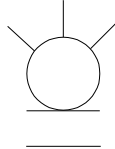
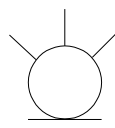



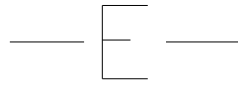

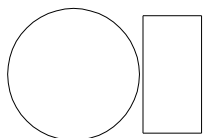


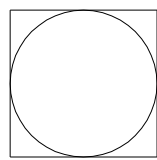






CDOT TOPO CELLS

 <p>MISC_Marker_exist Point Cell</p>	 <p>MISC_Mine-Shaft_exist Point Cell</p>	 <p>MISC_PLAYGROUND _Jungle-Gym_exist Point Cell</p>	 <p>MISC_PLAYGROUND _Swing-Set_exist Point Cell</p>
 <p>MISC_PLAYGROUND _Teeter-Totter_exist Point Cell</p>	 <p>MISC_PLAYGROUND _Tire-Swing_exist Point Cell</p>	 <p>MISC_PLAYGROUND _Volly-Ball-Pole_exist Point Cell</p>	 <p>MISC_Structures_exist Point Cell</p>
 <p>MISC_Trash-Barrel-Post_exist Point Cell</p>	 <p>PIPE_End-Section_exist Point Cell</p>	 <p>PLSS_Monument Point Cell</p>	 <p>RAIL_Misc_exist Point Cell</p>
 <p>RAIL_SIGNAL_With-Gate_exist Point Cell</p>	 <p>RAIL_SIGNAL _Without-Gate_exist Point Cell</p>	 <p>RAIL_SIGN_Cross-Buck_exist Point Cell</p>	 <p>RAIL_Switch_exist Point Cell</p>
 <p>ROW_CTRLMONUMENT _Densification_exist Point Cell</p>	 <p>ROW_CTRLMONUMENT _Harn_exist Point Cell</p>	 <p>ROW_CTRLMONUMENT _Project_exist Point Cell</p>	 <p>ROW_CTRLMONUMENT _Secondary_exist Point Cell</p>





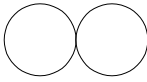

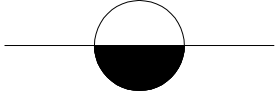




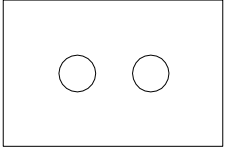


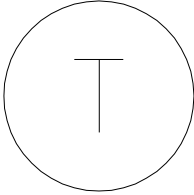
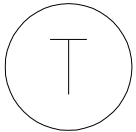

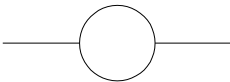


CDOT TOPO CELLS

 <p>ROW_Section-Corner_exist Point Cell</p>	 <p>STORMSEWER_INLET _Misc_exist Point Cell</p>	 <p>STORMSEWER_INLET _Type-R-L10_exist Point Cell</p>	 <p>STORMSEWER_INLET _type-R-L15_exist Point Cell</p>
 <p>STORMSEWER_INLET _Type-R-L5_exist Point Cell</p>	 <p>STORMSEWER_Manhole Point Cell</p>	 <p>STORMSEWER_Misc_exist Point Cell</p>	 <p>TRAF_DELINEATOR_Deer_exist Point Cell</p>
 <p>TRAF_DELINEATOR _Type-III_exist Point Cell</p>	 <p>TRAF_DELINEATOR _Type-II_exist Point Cell</p>	 <p>TRAF_DELINEATOR _Type-I_exist Point Cell</p>	 <p>TRAF_GATE _Road-Closure-With-Beacon _exist Point Cell</p>
 <p>TRAF_GATE _Road-Closure_exist Point Cell</p>	 <p>TRAF_Handicap_exist Point Cell</p>	 <p>TRAF_Impact -Attenuatory_exist Point Cell</p>	 <p>TRAF_SIGN_Assembly_exist Point Cell</p>
 <p>TRAF_SIGN_Billboard_exist Point Cell</p>	 <p>TRAF_SIGN_Butterfly_exist Point Cell</p>	 <p>TRAF_SIGN _Class-II-Other_exist Point Cell</p>	 <p>TRAF_SIGN_Class-III_exist Point Cell</p>


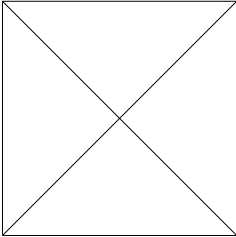


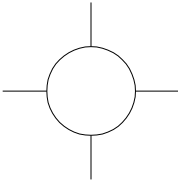




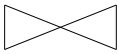

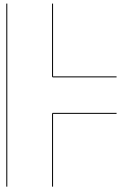




CDOT TOPO CELLS

 <p>TRAF_SIGN_Class-I_exist Point Cell</p>	 <p>TRAF_SIGN _Control-Device_exist Point Cell</p>	 <p>TRAF_SIGN _Half-Butterfly_exist Point Cell</p>	 <p>TRAF_SIGN _Type-II_Beacon_exist Point Cell</p>
 <p>TRAF_SIGN _Type-I_Beacon_exist Point Cell</p>	 <p>TRAF_Signal-Misc_exist Point Cell</p>	 <p>UTIL_ELECTRIC_Manhole Point Cell</p>	 <p>UTIL_ELECTRIC_Misc_exist Point Cell</p>
 <p>UTIL_ELECTRIC_Outlet_exist Point Cell</p>	 <p>UTIL_ELECTRIC _Pole-Power_exist Point Cell</p>	 <p>UTIL_ELECTRIC _Pole-Transformer_exist Point Cell</p>	 <p>UTIL_GAS_Light_exist Point Cell</p>
 <p>UTIL_GAS_Manhole Point Cell</p>	 <p>UTIL_GAS _Meter-High-Pres_exist Point Cell</p>	 <p>UTIL_GAS _Meter-Low-Pres_exist Point Cell</p>	 <p>UTIL_GAS_Misc_exist Point Cell</p>
 <p>UTIL_GAS _Propane-Tank_exist Point Cell</p>	 <p>UTIL_GAS_Value_exist Point Cell</p>	 <p>UTIL_Guy_exist Point Cell</p>	 <p>UTIL _Gas-Or-Water-Meter_exist Point Cell</p>

CDOT TOPO CELLS

 <p>UTIL_MISC_1_exist Point Cell</p>	 <p>UTIL_MISC_2_exist Point Cell</p>	 <p>UTIL_OIL_Meter_exist Point Cell</p>	 <p>UTIL_OIL_Misc_exist Point Cell</p>
 <p>UTIL_OIL_Valve_exist Point Cell</p>	 <p>UTIL_POLE _Combination-Guy_exist Point Cell</p>	 <p>UTIL_POLE_Combination_exist Point Cell</p>	 <p>UTIL_POLE_Guy_exist Point Cell</p>
 <p>UTIL_POLE_exist Point Cell</p>	 <p>UTIL_SANITARYSEWER _Manhole Point Cell</p>	 <p>UTIL_SANITARYSEWER _Misc_exist Point Cell</p>	 <p>UTIL_SANITARYSEWER _Trailer-Dump-Station_exist Point Cell</p>
 <p>UTIL_SANITARYSEWER _Trailer_exist Point Cell</p>	 <p>UTIL_Sprinkler_Head_exist Point Cell</p>	 <p>UTIL_TELEPHONE_Manhole Point Cell</p>	 <p>UTIL_TELEPHONE_Misc_exist Point Cell</p>
 <p>UTIL_TELEPHONE _Pole-Guy_exist Point Cell</p>	 <p>UTIL_TELEPHONE _Pole_exist Point Cell</p>	 <p>UTIL_TELEVISION_Manhole Point Cell</p>	 <p>UTIL_TELEVISION _Misc_exist Point Cell</p>

CDOT TOPO CELLS

 <p>UTIL_TELEVISION _Pole_exist Point Cell</p>	 <p>UTIL_Tower_exist Point Cell</p>	 <p>UTIL_Valve_exist Point Cell</p>	 <p>UTIL_Vault-Misc_exist Point Cell</p>
 <p>UTIL_WATER _Fire-Hydrant_exist Point Cell</p>	 <p>UTIL_WATER_Manhole Point Cell</p>	 <p>UTIL_WATER_Misc_exist Point Cell</p>	 <p>UTIL_WATER_Spigot_exist Point Cell</p>
 <p>UTIL_WATER _Trailer-Hookup_exist Point Cell</p>	 <p>UTIL_WATER _Valve_exist Point Cell</p>	 <p>UTIL_WATER_Well_exist Point Cell</p>	 <p>WATERWAY _Diversion-Box_exist Point Cell</p>
 <p>WATERWAY _Flow-Gauge_exist Point Cell</p>	 <p>WATERWAY_Headgate_exist Point Cell</p>	 <p>WATERWAY_Misc_exist Point Cell</p>	 <p>WATERWAY_Spring_exist Point Cell</p>