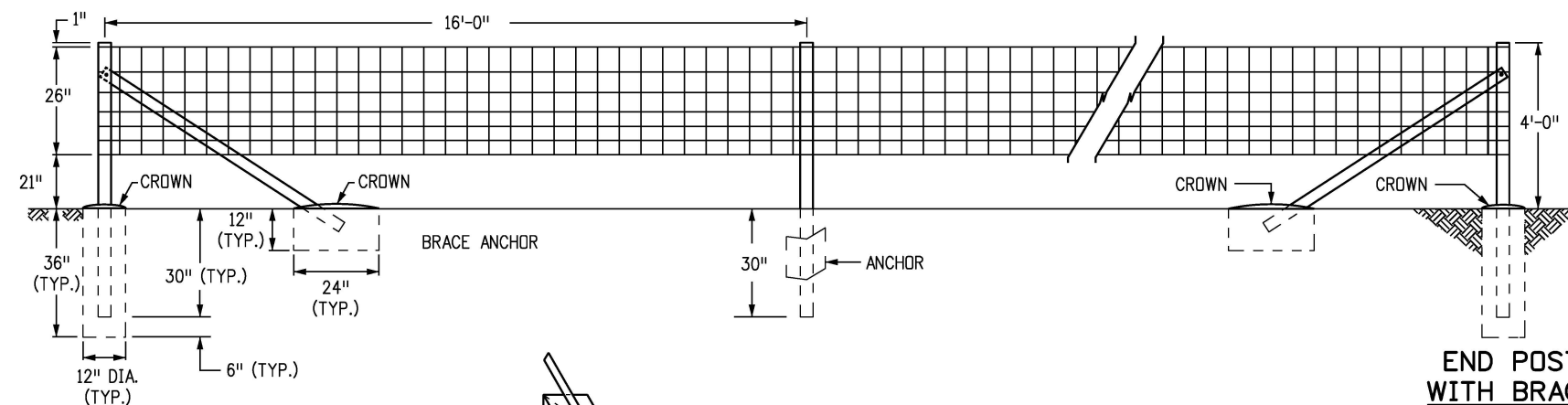
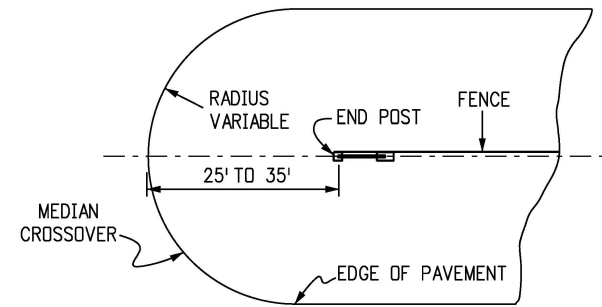
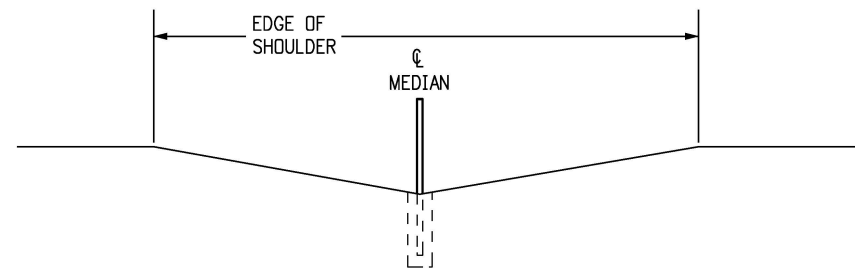
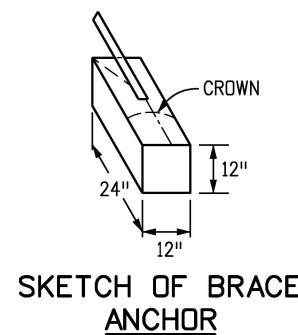


**GENERAL NOTES**

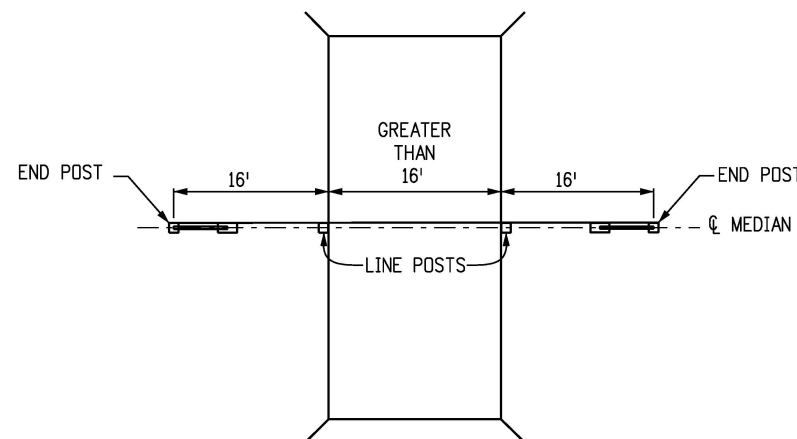
1. ALL POSTS AND BRACES SHALL BE OF THE TYPES AND WEIGHTS SHOWN ON THIS SHEET OR ACCEPTABLE EQUIVALENTS, ALL IN CONFORMANCE WITH AASHTO M 281. HOLES TO BE PROVIDED IN END POSTS AS DETAILED. ADDITIONAL END POSTS SHALL BE SUPPLIED FOR PULL BRACE POSTS WHEN REQUIRED BY THE ENGINEER.
2. LINE BRACE POSTS SHALL BE INSTALLED EVERY 800 FT. OR LESS WHERE THE FENCING IS CONTINUOUS. THE COST SHALL BE INCLUDED IN THE WORK. SEE STANDARD PLAN M-607-1.
3. WOVEN WIRE FENCE FABRIC, USED AS SHOWN, SHALL BE GALVANIZED (ZINC-COATED) CLASS 1 AND CONFORM TO AASHTO M 279 (ASTM A 116).
4. CONCRETE FOOTINGS SHALL HAVE TOPS CROWNED AT GROUND LEVEL AND SHALL BE CLASS B. CONCRETE WITH LIGHT WEIGHT AGGREGATE, CONFORMING TO AASHTO M 195 (ASTM C 330) WILL BE PERMITTED. THE COST OF THE CONCRETE SHALL BE INCLUDED IN THE WORK.
5. ON CURVES, FENCE WIRE SHALL BE PLACED ON SIDE OF POST WHICH WILL RESULT IN THE LEAST AMOUNT OF TENSION ON FENCE TIES.
6. AT EACH LOCATION WHERE AN ELECTRIC TRANSMISSION, DISTRIBUTION OR SECONDARY LINE CROSSES A BARRIER FENCE, THE CONTRACTOR SHALL FURNISH AND INSTALL A GROUND CONFORMING TO ARTICLE 250 OF THE NATIONAL ELECTRICAL CODE. THE GROUND ROD SHALL BE A MINIMUM DIAMETER OF 1/2 IN. AND 8 FT. IN LENGTH, AND DRIVEN AT LEAST 7 1/2 FT. INTO THE GROUND. THE ROD SHALL BE CONNECTED TO EACH WIRE WITH A MINIMUM AWG NO. 8 STRANDED COPPER WIRE. GROUNDING WILL NOT BE PAID FOR SEPARATELY BUT SHALL BE INCLUDED IN THE WORK.



**END POST WITH BRACE**



**SKETCH OF BRACE ANCHOR**



**LOCATION OF BARRIER FENCE AT BOX CULVERTS WITH NO FILL**

**SPECIFICATIONS**

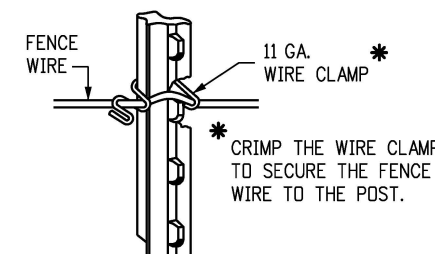
**END POSTS:**  
 TYPE: 2 1/2" x 2 1/2" x 1/4" STRUCTURAL STEEL ANGLES  
 WEIGHT: 4.10 LBS. PER LIN. FT. NOMINAL (RAW)  
 LENGTH: 6'-6" MINIMUM  
 NO. OF BRACES: ONE

**LINE POSTS:**  
 TYPE: "STUDED TEE" OR "U" POST  
 WEIGHT: 1.33 LBS. PER. LIN. FT. NOMINAL WITHOUT ANCHOR. (RAW)  
 LENGTH: 6'-6" MINIMUM  
 ANCHOR: SECURELY FASTENED, WITH BEARING SURFACE SUFFICIENT TO RESIST MOVEMENT OF POST. WGT. 0.67 LBS. MINIMUM

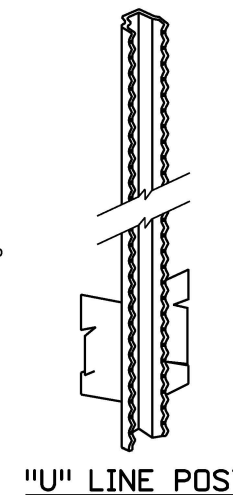
**BRACES:**  
 TYPE: 2" x 2" x 1/4" STRUCTURAL STEEL ANGLES  
 WEIGHT: 3.19 LBS. PER LIN. FT. NOMINAL (RAW)  
 LENGTH: 6'-6" MINIMUM

**WOVEN WIRE FENCE FABRIC:**  
 STYLE OR DESIGN NUMBER: 726 - 6 - 12 1/2

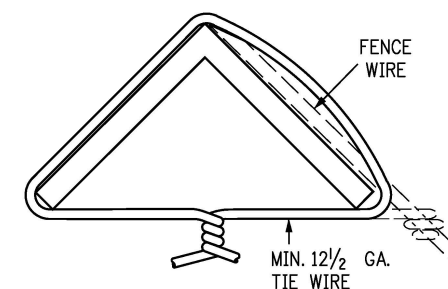
**TIES:**  
 END POSTS: EACH HORIZONTAL WIRE OF WOVEN WIRE FABRIC TO BE WRAPPED AROUND POST AND FASTENED IN ADDITION TO TWO TIE WIRES.  
 LINE POSTS: MINIMUM THREE TIES PER POST FOR WOVEN WIRE FABRIC



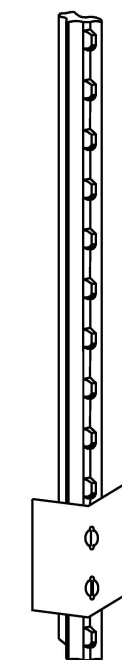
**TIES FOR "STUDED TEE" OR "U" POSTS**



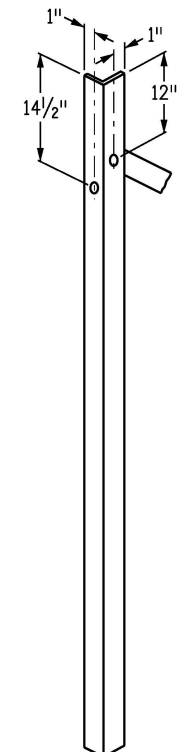
**"U" LINE POST**



**END POST TIE**



**"STUDED TEE" LINE POST**



**END POST WITH BRACING**

NOTE: HOLES IN END POSTS AND BRACES SHALL ACCOMMODATE 1/2" DIA. GALVANIZED MACHINE BOLTS.

**Computer File Information**

Creation Date: 07/31/19	(R-X)
Designer Initials: JBK	(R-X)
Last Modification Date: 07/31/19	(R-X)
Detailer Initials: LTA	(R-X)
CAD Ver.: MicroStation V8 Scale: Not to Scale Units: English	(R-X)

**Sheet Revisions**

Date:	Comments

Colorado Department of Transportation



2829 West Howard Place  
 CDDT HQ, 3rd Floor  
 Denver, CO 80204  
 Phone: 303-757-9021 FAX: 303-757-9868

Project Development Branch

JBK

**BARRIER FENCE**

Issued by the Project Development Branch: July 31, 2019

STANDARD PLAN NO.

M-607-3

Standard Sheet No. 1 of 1

Project Sheet Number: