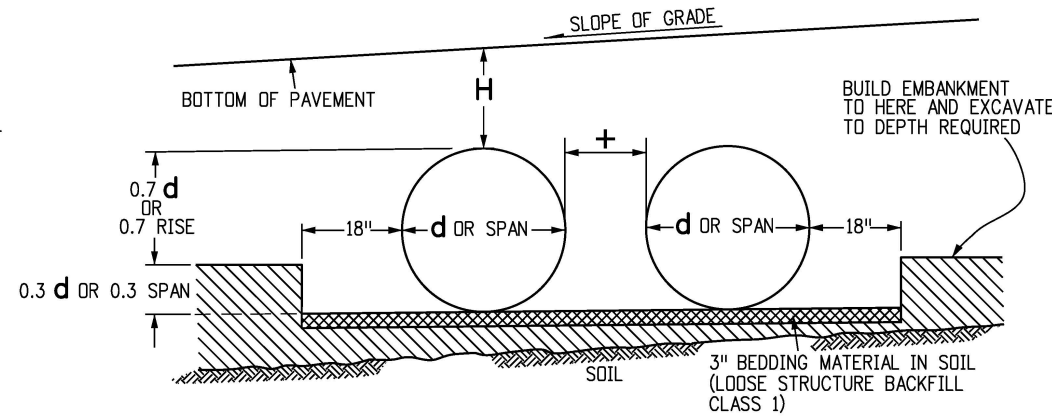
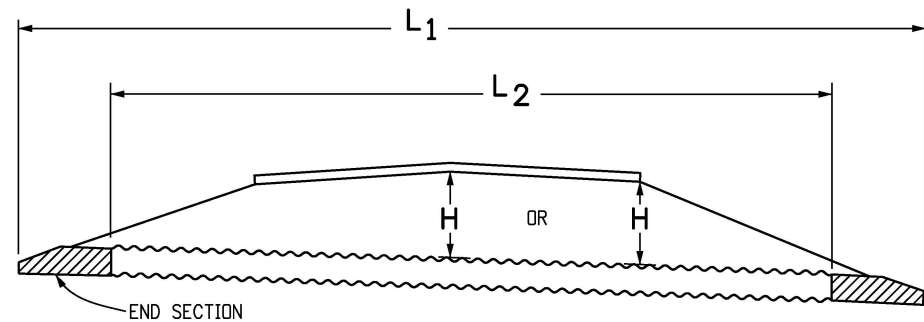


**INSTALLATION OF METAL PIPE**

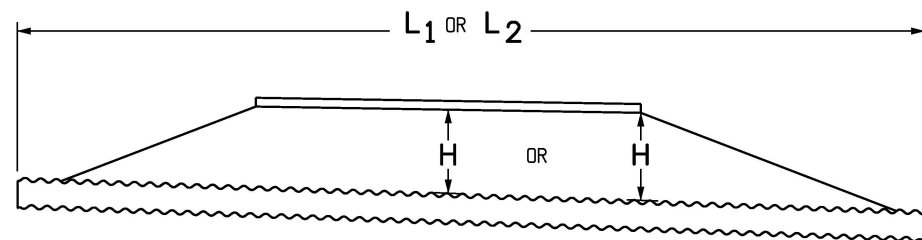


**INSTALLATION OF MULTIPLE METAL PIPES**



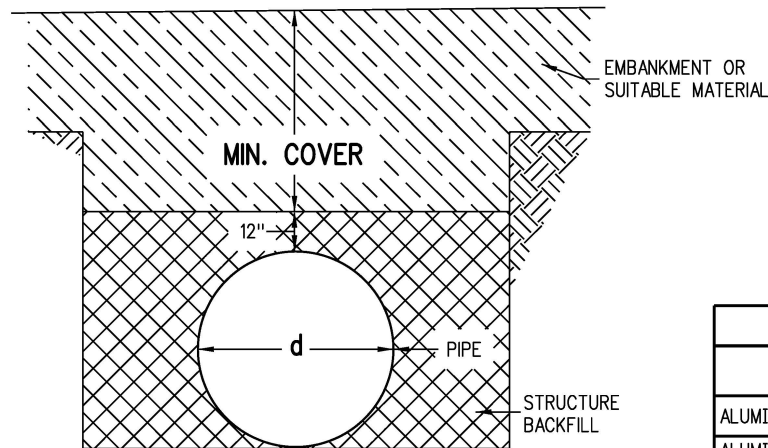
**METAL PIPE WITH END SECTIONS**

NOTE: USE THE H THAT IS GREATER FOR MAXIMUM ALLOWABLE FILL HEIGHT.



**METAL PIPE WITHOUT END SECTIONS**

NOTE: USE THE H THAT IS GREATER FOR MAXIMUM ALLOWABLE FILL HEIGHT.



**CONSTRUCTION MINIMUM COVER FOR PIPE**

PIPE SPAN (IN.)	MINIMUM COVER (IN.) FOR INDICATED AXLE LOADS, kips			
	18.0 - 50.0	50.0 - 75.0	75.0 - 110.0	110.0 - 150.0
12.0 - 42.0	24	30	36	36
48.0 - 72.0	36	36	42	48
78.0 - 120.0	36	42	48	48
126.0 - 144.0	42	48	54	54

**MINIMUM COVER FOR CONSTRUCTION LOADS**

CONVERSION OF NOMINAL GAGE TO THICKNESS					
GAGE NO.	16	14	12	10	8
ALUMINUM THICKNESS - IN.	0.060	0.075	0.105	0.135	0.164
ALUMINIZED OR GALVANIZED STEEL THICKNESS - IN.	0.064	0.079	0.109	0.138	0.168

**ALLOWED WALL THICKNESS**

**GENERAL NOTES**

1. STEEL PIPES SHALL CONFORM TO THE REQUIREMENTS OF AASHTO M36. ALUMINUM PIPES SHALL CONFORM TO THE REQUIREMENTS OF AASHTO M196. ALUMINIZED STEEL SHALL CONFORM TO THE REQUIREMENTS OF AASHTO M274.
2. MINIMUM COVER SHALL BE PROVIDED DURING CONSTRUCTION TO PROTECT THE STRUCTURE FROM DAMAGE.
3. PIPE SHALL BE PLACED WITH LONGITUDINAL SEAMS AT THE SIDES OR QUARTER POINTS BUT NOT ALONG TOP OF VERTICAL AXIS.
4. STRUCTURAL PLATE PIPES OF EQUAL OR GREATER DIAMETER THAT CONFORM TO SECTION 510 MAY BE SUBSTITUTED FOR THE PIPES ON THESE SHEETS AT THE CONTRACTOR'S EXPENSE.
5. WHEN A PIPE IS TO BE EXTENDED, THE SAME PIPE MATERIAL AND SIZE AS IN THE ORIGINAL INSTALLATION SHALL BE USED.
6. EXTENSIONS FOR CMP ARCH PIPE SHALL MATCH THE CORRUGATIONS, AND THE SPAN AND RISE DIMENSIONS OF THE PIPE TO BE EXTENDED.
7. WHEN INSTALLING A GUARDRAIL OR A SIGN POST DIRECTLY ABOVE A PIPE, THE BOTTOM OF THE POST MUST BE AT LEAST 1 FOOT ABOVE THE TOP OF THE PIPE. THE HOLE FOR THE POST SHALL BE DRILLED INTO THE SOIL.
8. PIPE ARCH WITH EQUAL PERIPHERY AND WITH SPAN AND RISE DIMENSIONS APPROXIMATELY EQUAL TO THOSE SPECIFIED ON THE PLANS WILL BE PERMITTED.
9. PIPE ARCH IS INTENDED FOR USE WHERE MINIMUM COVER REQUIREMENTS FOR ROUND PIPE CANNOT BE MET. WHEN COVER EXCEEDS 11 FT. USE ROUND PIPE.
10. PIPE COVER GREATER THAN 90 FT. SHALL REQUIRE AN INVESTIGATION OF THE FOUNDATION MATERIAL.

**LEGEND**

H = THE MAXIMUM ALLOWABLE HEIGHTS OF FILL OVER THE TOP OF THE PIPE, EXCLUDING PAVEMENT THICKNESS, ARE SHOWN IN THE TABLES OF THIS STANDARD.

THE MINIMUM COVER SHALL BE AS SHOWN ON THESE TABLES OR CONFORM TO AASHTO REQUIREMENTS, WHICHEVER IS GREATER.

THE MINIMUM COVER FOR PIPE IS MEASURED FROM THE TOP OF THE PIPE TO THE BOTTOM OF THE PAVEMENT: HMA OR PCCP.

THE MINIMUM COVER IS MEASURED FROM THE TOP OF THE PIPE TO THE TOP OF THE SUBGRADE FOR CONSTRUCTION LOADS.

L<sub>1</sub> = LENGTH OF PIPE TO BE MEASURED WHEN PLACED IN ACCORDANCE WITH SECTION 624.

L<sub>2</sub> = LENGTH OF PIPE TO BE MEASURED WHEN PLACED IN ACCORDANCE WITH SECTION 603.

+ = THE MINIMUM SPACING BETWEEN THE OUTSIDE WALLS OF MULTIPLE PIPES OR END SECTIONS IS 18" OR 1/2 d, WHICHEVER IS GREATER, BUT NOT TO EXCEED 36".

**Computer File Information**

Creation Date: 07/31/19  
 Designer Initials: JBK  
 Last Modification Date: 07/31/19  
 Detailer Initials: LTA  
 CAD Ver.: MicroStation V8 Scale: Not to Scale Units: English

**Sheet Revisions**

Date:	Comments
(R-X)	
(R-X)	
(R-X)	
(R-X)	

Colorado Department of Transportation  
 2829 West Howard Place  
 CDDT HQ, 3rd Floor  
 Denver, CO 80204  
 Phone: 303-757-9021 FAX: 303-757-9868  
 Project Development Branch JBK

**METAL PIPE**

Issued by the Project Development Branch: July 31, 2019

**STANDARD PLAN NO.**

M-603-1

**Standard Sheet No. 1 of 4**

Project Sheet Number:

THESE TABLES ARE APPLICABLE FOR THE FOLLOWING LIST OF CORRUGATED STEEL PIPE:

1. GALVANIZED CORRUGATED STEEL PIPE (CSP)
2. ALUMINIZED CORRUGATED STEEL PIPE TYPE 2 (ALT2 CSP)
3. BITUMINOUS COATED CORRUGATED STEEL PIPE (BIT. CO. CSP)
4. ARAMID FIBER BONDED CORRUGATED STEEL PIPE (A.F. BO. CSP)
5. PRECOATED CORRUGATED STEEL PIPE (PCSP- BOTH SIDES)

DIAMETER (IN.)	H MINIMUM COVER (IN.)	PIPE GAGE				
		H MAXIMUM OF COVER (FT.)				
		16	14	12	10	8
12	24	207	259			
15	24	165	207			
18	24	138	172	242		
21	24	118	148	207		
24	24	103	129	181		
30	24	82	103	145		
36	24	68	86	120	155	
42	24	58	73	103	133	163
48	36	51	64	90	103	142
54	36		57	80	93	126
60	36			72	84	114
66	36				77	103
72	36					94
78	36					84
84	36					72

2-2/3" X 1/2" CORRUGATIONS CORRUGATED STEEL PIPE

SPAN X RISE (IN. X IN.)	ROUND EQUIVALENT (IN.)	H MINIMUM COVER (IN.)	PIPE GAGE	H MAXIMUM COVER (FT.)
17 X 13	15	24	16	13
21 X 15	18	24	16	12
24 X 18	21	24	16	13
28 X 20	24	24	16	12
35 X 24	30	24	16	12
42 X 29	36	24	16	12
49 X 33	42	24	14	12
57 X 38	48	36	12	12
64 X 43	54	36	12	12
71 X 47	60	36	10	12
77 X 52	66	36	8	12
83 X 57	72	36	8	12

2-2/3" X 1/2" CORRUGATIONS \* CORRUGATED STEEL PIPE ARCH

\* CORNER BEARING PRESSURE OF 2 TONS PER SQ. FT.

DIAMETER (IN.)	H MINIMUM COVER (IN.)	PIPE GAGE	
		H MAXIMUM OF COVER (FT.)	
		16	14
6	24	408	509
8	24	306	382
10	24	244	305

1-1/2" X 1/4" CORRUGATIONS CORRUGATED STEEL PIPE

DIAMETER (IN.)	H MINIMUM COVER (IN.)	PIPE GAGE				
		H MAXIMUM OF COVER (FT.)				
		16	14	12	10	8
48	36	59	74	104	134	164
54	36	52	65	92	119	146
60	36	47	59	83	107	131
66	36	42	53	75	97	119
72	36	39	49	69	89	109
78	36		45	63	82	101
84	36		42	59	76	93
90	36			55	71	87
96	36			51	66	81
102	36			48	62	77
108	36				59	72
114	36				56	68
120	36				53	65
126	42					62

3" X 1" CORRUGATIONS CORRUGATED STEEL PIPE

SPAN X RISE (IN. X IN.)	ROUND EQUIVALENT (IN.)	H MINIMUM COVER (IN.)	PIPE GAGE	H MAXIMUM COVER (FT.)
53 X 41	48	36	14	12
60 X 46	54	36	14	20
66 X 51	60	36	14	20
73 X 55	66	36	14	20
81 X 59	72	36	14	17
87 X 63	78	36	14	16
95 X 67	84	36	14	16
103 X 71	90	36	12	16
112 X 75	96	36	12	16
117 X 79	102	36	12	16

3" X 1" CORRUGATIONS \* CORRUGATED STEEL PIPE ARCH

Computer File Information	
Creation Date: 07/31/19	
Designer Initials: JBK	
Last Modification Date: 07/31/19	
Detailer Initials: LTA	
CAD Ver.: MicroStation V8 Scale: Not to Scale Units: English	

Sheet Revisions	
Date:	Comments
(R-X)	
(R-X)	
(R-X)	
(R-X)	

Colorado Department of Transportation  
 2829 West Howard Place  
 CDDT HQ, 3rd Floor  
 Denver, CO 80204  
 Phone: 303-757-9021 FAX: 303-757-9868



Project Development Branch JBK

**METAL PIPE**

Issued by the Project Development Branch: July 31, 2019

STANDARD PLAN NO.
M-603-1
Standard Sheet No. 2 of 4
Project Sheet Number:

DIAMETER (IN.)	H MINIMUM COVER (IN.)	PIPE GAGE				
		H MAXIMUM OF COVER (FT.)				
		16	14	12	10	8
54	36	46	58	82	106	129
60	36		52	74	95	116
66	36		47	66	86	106
72	36			61	79	97
78	36			56	73	89
84	36			53	68	83
90	36				63	77
96	36				59	72
102	36				55	68
108	36					64

**5" X 1" CORRUGATIONS  
CORRUGATED STEEL PIPE**

DIAMETER (IN.)	H MINIMUM COVER (IN.)	PIPE GAGE			
		H MAXIMUM OF COVER (FT.)			
		16	14	12	10
18	24	90	126		
21	24	77	108	181	
24	24	67	95	158	
30	24	54	75	126	
36	24	45	63	105	
42	24	38	54	90	
48	36	33	47	78	114
54	36	29	41	70	101
60	36		37	63	91
66	36		34	57	83
72	36			52	76
78	36			48	70
84	36			44	65
90	36				60
96	36				56
102	36				50

**3/4" X 3/4 7-1/2" CORRUGATIONS  
CORRUGATED STEEL PIPE**

THESE TABLES ARE APPLICABLE FOR THE FOLLOWING LIST OF CORRUGATED STEEL PIPE:

1. GALVANIZED CORRUGATED STEEL PIPE (CSP)
2. ALUMINIZED CORRUGATED STEEL PIPE TYPE 2 (ALT2 CSP)
3. BITUMINOUS COATED CORRUGATED STEEL PIPE (BIT. CO. CSP)
4. ARAMID FIBER BONDED CORRUGATED STEEL PIPE (A.F. BO. CSP)
5. PRECOATED CORRUGATED STEEL PIPE (PCSP- BOTH SIDES)

SPAN X RISE (IN. X IN.)	ROUND EQUIVALENT (IN.)	H MINIMUM COVER (IN.)	PIPE GAGE	H MAXIMUM COVER (FT.)
81 X 59	72	36	12	17
87 X 63	78	36	12	16
95 X 67	84	36	12	16

**5" X 1" CORRUGATIONS  
CORRUGATED STEEL PIPE ARCH \***

\* CORNER BEARING PRESSURE OF 2 TONS PER SQ. FT.

SPAN X RISE (IN. X IN.)	ROUND EQUIVALENT (IN.)	H MINIMUM COVER (IN.)	PIPE GAGE	H MAXIMUM COVER (FT.)
20 X 16	18	24	16	16
23 X 19	21	24	16	15
27 X 21	24	24	16	13
33 X 26	30	24	16	13
40 X 31	36	24	16	14
46 X 36	42	24	12	13
53 X 41	48	36	12	13
60 X 46	54	36	12	20
66 X 51	60	36	12	20

**3/4" X 3/4 7-1/2" CORRUGATIONS  
CORRUGATED STEEL PIPE ARCH \***

THESE TABLES ARE APPLICABLE FOR THE FOLLOWING LIST OF CORRUGATED STEEL PIPE:  
 1. GALVANIZED CORRUGATED STEEL PIPE (CSP)  
 2. ALUMINIZED CORRUGATED STEEL PIPE TYPE 2 (ALT2 CSP)  
 3. BITUMINOUS COATED CORRUGATED STEEL PIPE (BIT. CO. CSP)  
 4. ARAMID FIBER BONDED CORRUGATED STEEL PIPE (A.F. BO. CSP)  
 5. PRECOATED CORRUGATED STEEL PIPE (PCSP- BOTH SIDES)

DIAMETER (IN.)	H MINIMUM COVER (IN.)	PIPE GAGE	
		H MAXIMUM OF COVER (FT.)	
		16	
6	24	247	
8	24	185	
10	24	148	

1-1/2" X 1/4" CORRUGATIONS CORRUGATED ALUMINUM PIPE

DIAMETER (IN.)	H MINIMUM COVER (IN.)	PIPE GAGE			
		H MAXIMUM OF COVER (FT.)			
		16	14	12	10
18	24	43	61		
21	24	38	52	84	
24	24	33	45	73	
30	24	26	36	58	
36	24	21	30	49	69
42	24		25	41	59
48	36			36	51
54	36			32	46
60	36			29	41
66	36				37
72	36				34

3/4" X 3/4" 7-1/2" CORRUGATIONS CORRUGATED ALUMINUM PIPE

SPAN X RISE (IN. X IN.)	ROUND EQUIVALENT (IN.)	H MINIMUM COVER (IN.)	PIPE GAGE			
			H MAXIMUM OF COVER (FT.)			
			16	14	12	10
20 X 16	18	24	16			
23 X 19	21	24	15			
27 X 21	24	24	13	13		
33 X 26	30	24	13	13	13	
40 X 31	36	24		13	13	
46 X 36	42	24			13	13
53 X 41	48	36			13	13
60 X 46	54	36			20	20
66 X 51	60	36				20

3/4" X 3/4" 7-1/2" CORRUGATIONS CORRUGATED ALUMINUM PIPE ARCH \*

DIAMETER (IN.)	H MINIMUM COVER (IN.)	PIPE GAGE				
		H MAXIMUM OF COVER (FT.)				
		16	14	12	10	8
12	24	125	157			
15	24	100	125			
18	24	83	104			
21	24	71	89			
24	24	62	78	109		
27	24		69	97		
30	24		62	87		
36	24		51	73	94	
42	24			62	80	
48	36			54	70	85
54	36			48	62	76
60	36				52	64
66	36					52
72	36					43

2-2/3" X 1/2" CORRUGATIONS CORRUGATED ALUMINUM PIPE

SPAN X RISE (IN. X IN.)	ROUND EQUIVALENT (IN.)	H MINIMUM COVER (IN.)	PIPE GAGE	H MAXIMUM COVER (FT.)
17 X 13	15	24	16	13
21 X 15	18	24	16	12
24 X 18	21	24	16	13
28 X 20	24	24	16	12
35 X 24	30	24	16	12
42 X 29	36	24	16	12
49 X 33	42	24	14	12
57 X 38	48	36	12	12
64 X 43	54	36	12	12
71 X 47	60	36	10	12

2-2/3" X 1/2" CORRUGATIONS CORRUGATED ALUMINUM PIPE ARCH \*

\* CORNER BEARING PRESSURE OF 2 TONS PER SQ. FT.

DIAMETER (IN.)	H MINIMUM COVER (IN.)	PIPE GAGE				
		H MAXIMUM OF COVER (FT.)				
		16	14	12	10	8
30	24	57	72	101	135	159
36	24	47	60	84	112	132
42	24	40	51	72	96	113
48	36	35	44	62	84	99
54	36	31	39	55	74	88
60	36	28	35	50	67	79
66	36	25	32	45	61	72
72	36	23	29	41	56	66
78	36		27	38	51	61
84	36			35	48	56
90	36			33	44	52
96	36			31	41	49
102	36				39	46
108	36				37	43
114	36					39
120	36					36

3" X 1" CORRUGATIONS CORRUGATED ALUMINUM PIPE

SPAN X RISE (IN. X IN.)	ROUND EQUIVALENT (IN.)	H MINIMUM COVER (IN.)	PIPE GAGE	H MAXIMUM COVER (FT.)
60 X 46	54	36	14	20
66 X 51	60	36	14	20
73 X 55	66	36	14	20
81 X 59	72	36	12	16
87 X 63	78	36	12	16
95 X 67	84	36	12	16
103 X 71	90	36	10	16
112 X 75	96	36	8	16

3" X 1" CORRUGATIONS CORRUGATED ALUMINUM PIPE ARCH \*

<b>Computer File Information</b>		<b>Sheet Revisions</b>		Colorado Department of Transportation 2829 West Howard Place CDDT HQ, 3rd Floor Denver, CO 80204 Phone: 303-757-9021 FAX: 303-757-9868	<b>METAL PIPE</b>	<b>STANDARD PLAN NO.</b>	
Creation Date: 07/31/19		Date:	Comments			M-603-1	
Designer Initials: JBK	(R-X)			Project Development Branch	JBK	Standard Sheet No. 4 of 4	
Last Modification Date: 07/31/19	(R-X)					Issued by the Project Development Branch: July 31, 2019	
Detailer Initials: LTA	(R-X)					Project Sheet Number:	
CAD Ver.: MicroStation V8 Scale: Not to Scale Units: English	(R-X)						