

**GENERAL NOTES**

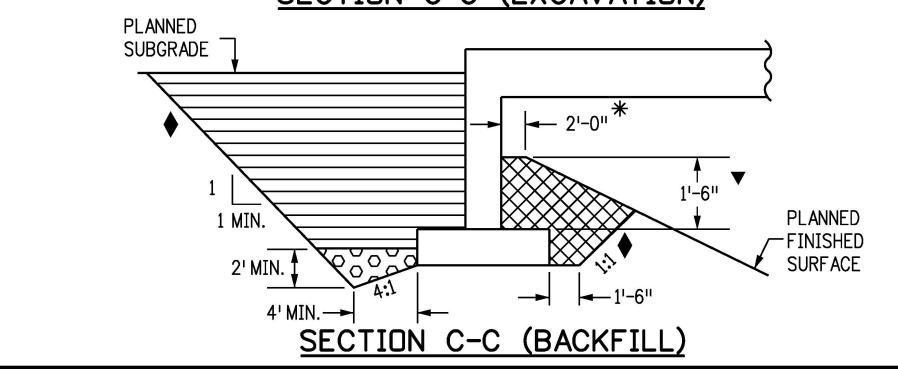
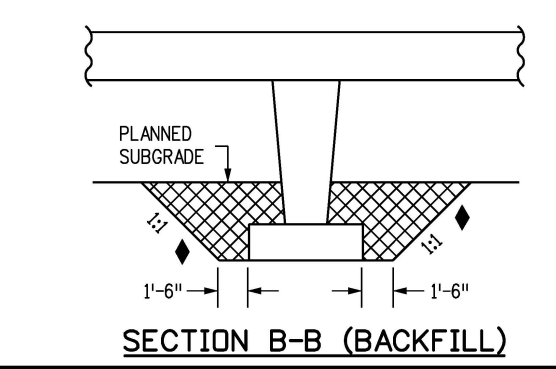
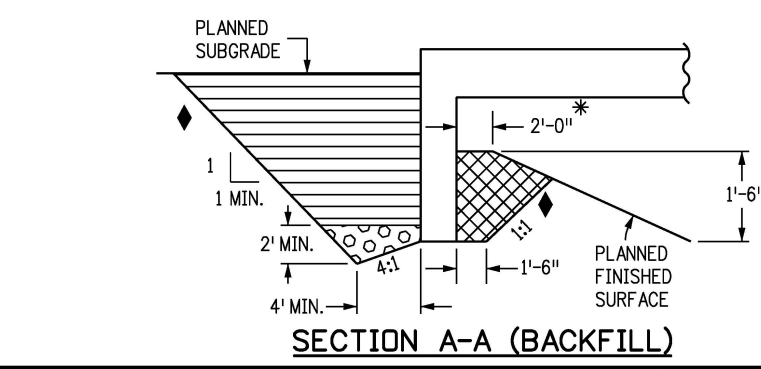
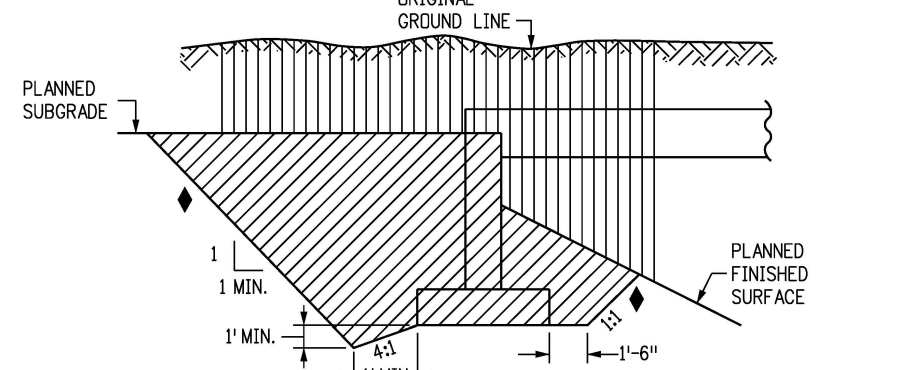
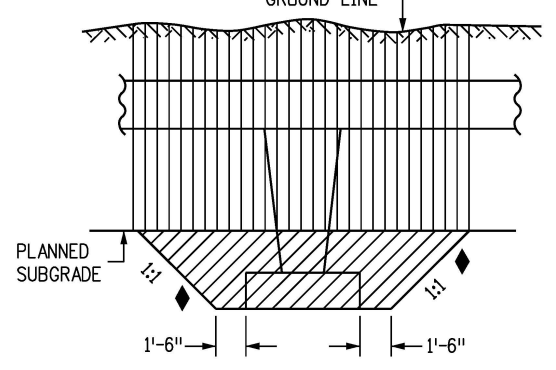
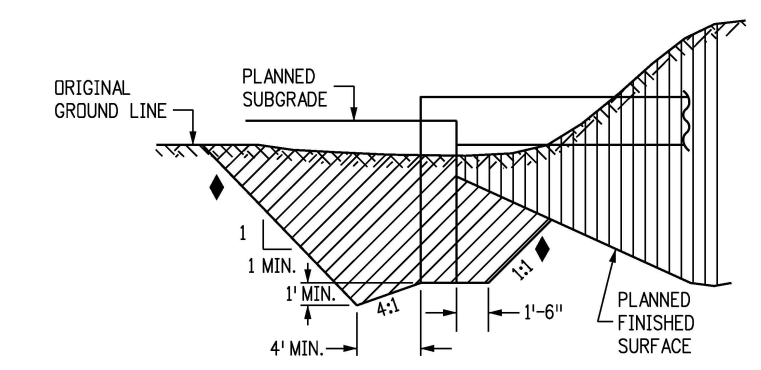
- EXCAVATION AND BACKFILL PATTERNS DIFFERENT FROM THOSE INDICATED ON THIS SHEET WILL BE SHOWN ON THE PLANS.
- STRUCTURE FOOTINGS WHICH ARE LOCATED IN ROCK SHALL BE POURED OUT TO UNDISTURBED ROCK WITHOUT FORMING, IN CONFORMANCE WITH SUBSECTION 601.09(b).
- STRUCTURE EXCAVATION FOR SLOPE PAVING NOT SHOWN.

**LEGEND**

- UNCLASSIFIED EXCAVATION
- STRUCTURE EXCAVATION
- STRUCTURE BACKFILL (FLOW-FILL), OR STRUCTURE BACKFILL (CLASS 1) WITH MECHANICAL REINFORCEMENT AS SHOWN ON THE PLANS
- STRUCTURE BACKFILL CLASS 1
- FILTER MATERIAL

- ▲ FOR PURPOSES OF QUANTITY CALCULATIONS THIS TEMPLATE APPLIES TO END OF WINGWALL.
- ⊗ SLOPE TO DRAIN.
- ◆ SLOPE FOR PAY LIMITS OF EXCAVATION AND BACKFILL.

- \* MINIMUM BERM DIMENSION
- ▼ MINIMUM EMBEDMENT OF ABUTMENT, IN STRUCTURE BACKFILL



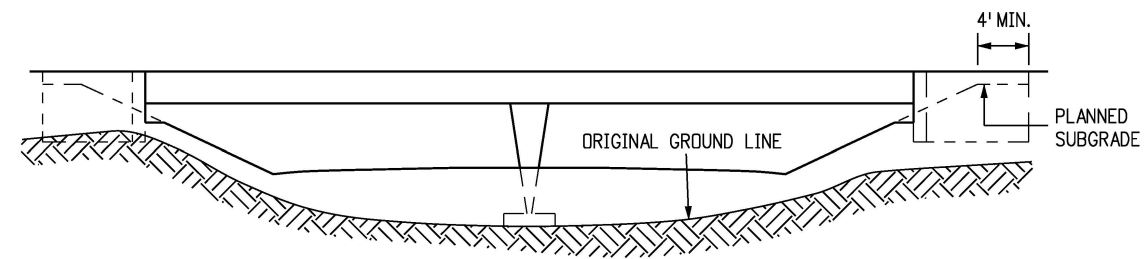
| Computer File Information                                    |       |
|--|-------|
| Creation Date: 07/31/19                                      |       |
| Designer Initials: JBK                                       | (R-X) |
| Last Modification Date: 07/31/19                             | (R-X) |
| Detailer Initials: LTA                                       | (R-X) |
| CAD Ver.: MicroStation V8 Scale: Not to Scale Units: English | (R-X) |

| Sheet Revisions |          |
|-----------------|----------|
| Date:           | Comments |
|                 |          |
|                 |          |
|                 |          |

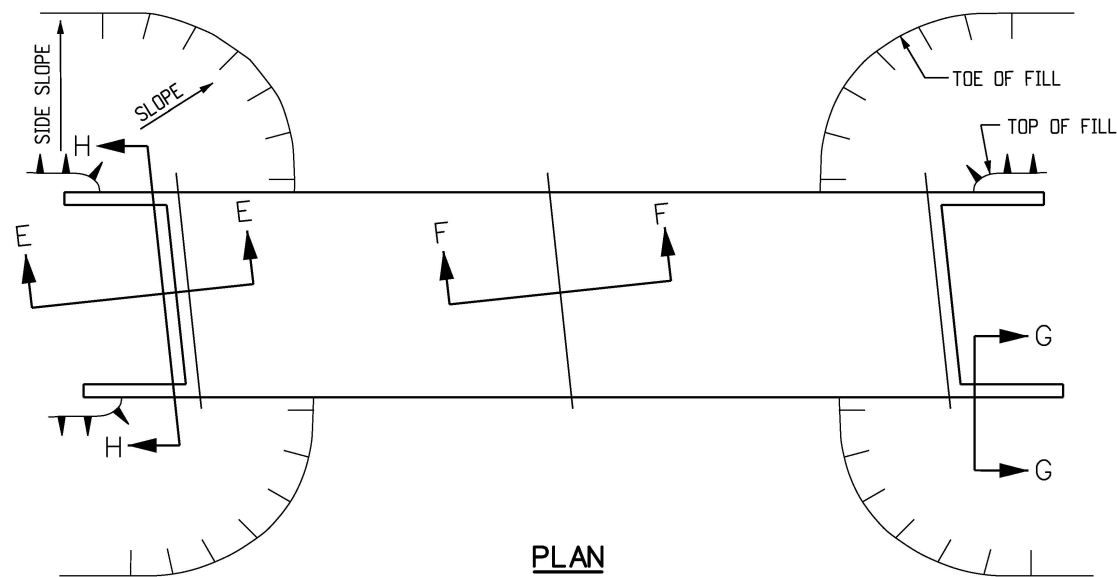
Colorado Department of Transportation  
 2829 West Howard Place  
 CDDT HQ, 3rd Floor  
 Denver, CO 80204  
 Phone: 303-757-9021 FAX: 303-757-9868  
 Project Development Branch JBK

**EXCAVATION AND BACKFILL FOR BRIDGES**  
 Issued by the Project Development Branch: July 31, 2019

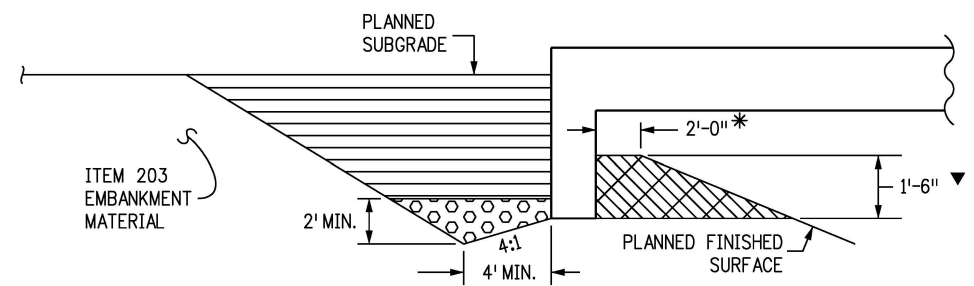
**STANDARD PLAN NO. M-206-2**  
**Standard Sheet No. 1 of 2**  
 Project Sheet Number:



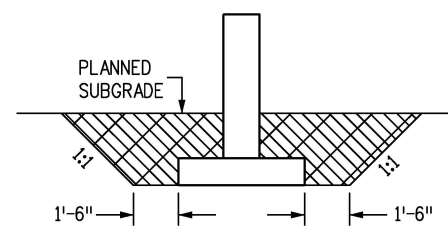
**ELEVATION**



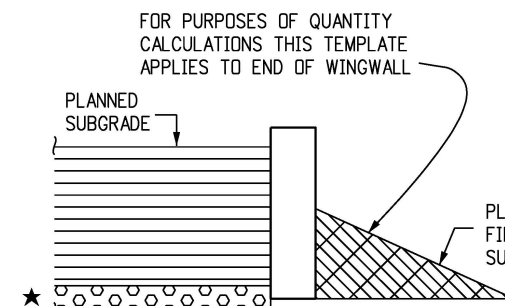
**PLAN**



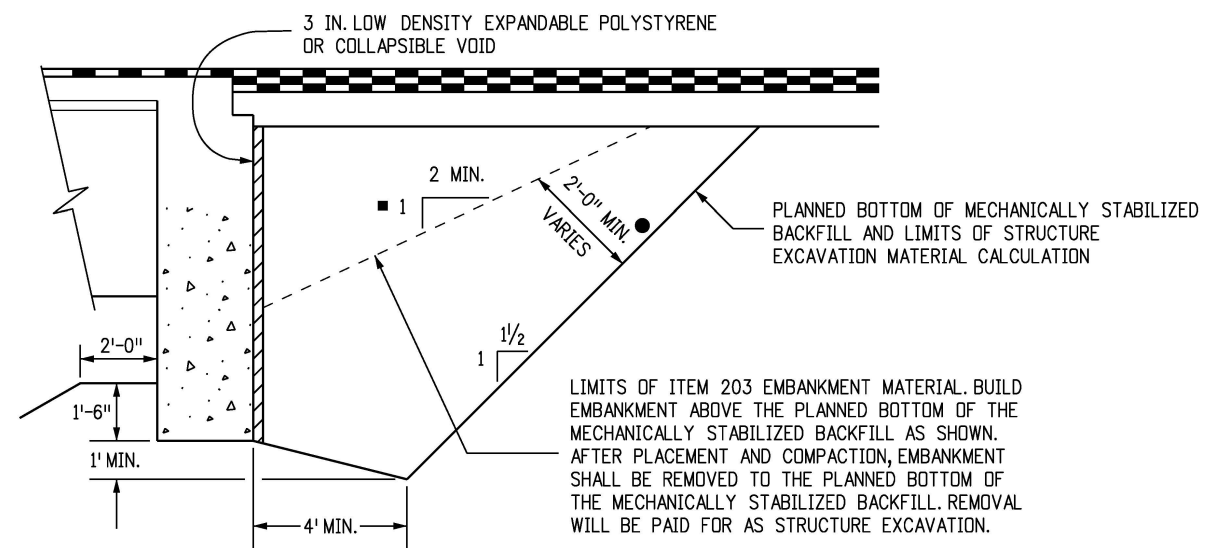
**SECTION E-E (BACKFILL)**



**SECTION F-F (BACKFILL)**

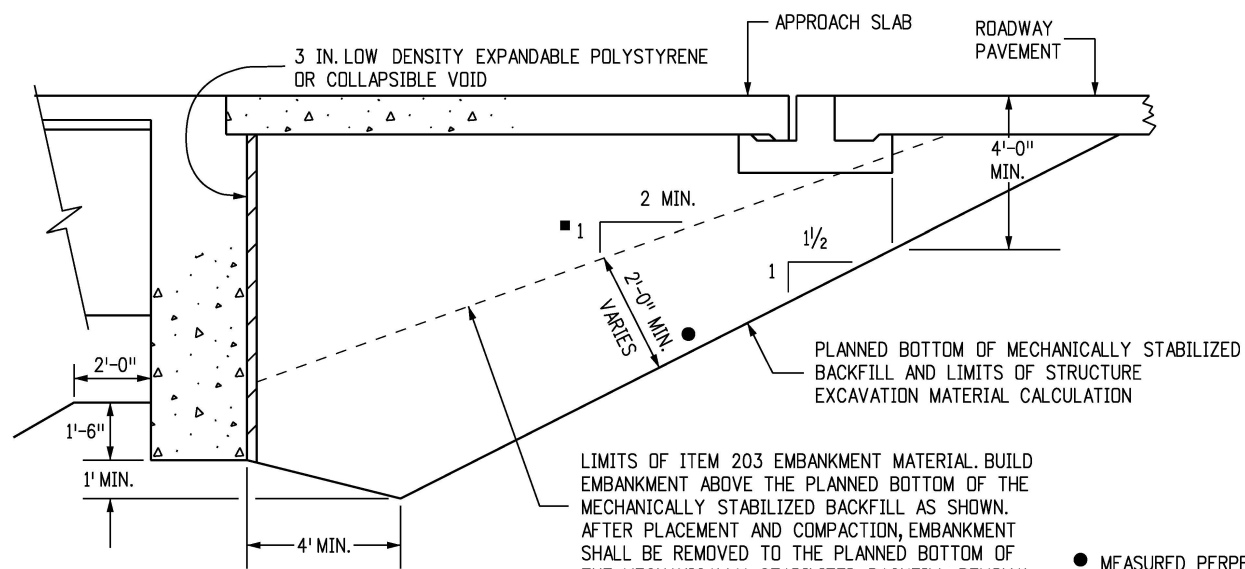


**SECTION G-G (BACKFILL)**



**DETAIL 2**

(WITHOUT APPROACH SLAB)



**DETAIL 1**

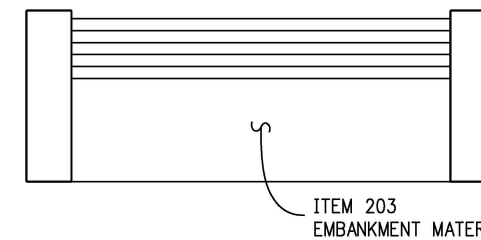
(WITH APPROACH SLAB)

**GENERAL NOTES**

1. EXCAVATION AND BACKFILL PATTERNS DIFFERENT FROM THOSE INDICATED ON THIS SHEET WILL BE SHOWN ELSEWHERE ON THE PLANS.
2. STRUCTURE FOOTINGS WHICH ARE LOCATED IN ROCK SHALL BE POURED OUT TO UNDISTURBED ROCK WITHOUT FORMING IN CONFORMANCE WITH SUBSECTION 601.09.
3. STRUCTURE EXCAVATION FOR SLOPE PAVING NOT SHOWN.

**LEGEND**

- STRUCTURE BACKFILL (FLOW-FILL), OR STRUCTURE BACKFILL (CLASS 1) WITH MECHANICAL REINFORCEMENT AS SHOWN ON THE PLANS
- STRUCTURE BACKFILL CLASS 2 (ON-SITE CLASS 2 MATERIALS MUST MEET CLASS 1 REQUIREMENTS)
- FILTER MATERIAL



**SECTION H-H (BACKFILL)**

- MEASURED PERPENDICULAR TO PLANNED BOTTOM OF MECHANICALLY STABILIZED BACKFILL.
- PAYMENT BASED ON 2:1 SLOPE. ADDITIONAL QUANTITIES SHALL BE INCLUDED IN THE WORK.

**Computer File Information**

|  |
|--|
| Creation Date: 07/31/19                                      |
| Designer Initials: JBK                                       |
| Last Modification Date: 07/31/19                             |
| Detailer Initials: LTA                                       |
| CAD Ver.: MicroStation V8 Scale: Not to Scale Units: English |

**Sheet Revisions**

| Date: | Comments |
|-------|----------|
| (R-X) |          |
| (R-X) |          |
| (R-X) |          |
| (R-X) |          |

Colorado Department of Transportation  
 2829 West Howard Place  
 CDDT HQ, 3rd Floor  
 Denver, CO 80204  
 Phone: 303-757-9021 FAX: 303-757-9868  
 Project Development Branch JBK

**EXCAVATION AND BACKFILL FOR BRIDGES**

Issued by the Project Development Branch: July 31, 2019

**STANDARD PLAN NO.**

M-206-2

**Standard Sheet No. 2 of 2**

Project Sheet Number: