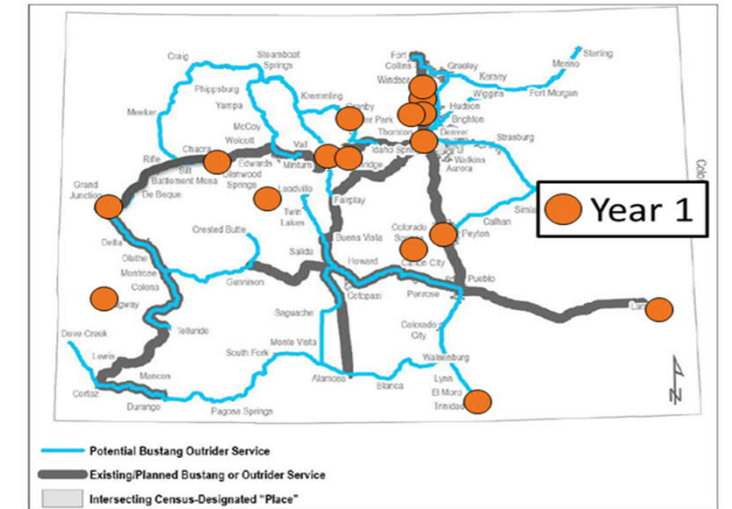


### Strategic Transit Projects (SB 267) - Transit Program Roadmap

Senate Bill 17-267 (SB-267) provided up to \$188 M for transit projects starting in Fiscal Year 2018-19, with an additional \$10M to date from bond sale proceeds. As of this report, the first two fiscal years (\$98 M) have been released.

This program roadmap allows the Division of Transit and Rail to see remaining key dependencies between major milestones, communicate the linkage between the strategy and the planned prioritized work, and provide a high-level view of upcoming milestones and decision points. Project locations are displayed on the Bustang and Outrider proposed system map to the right.

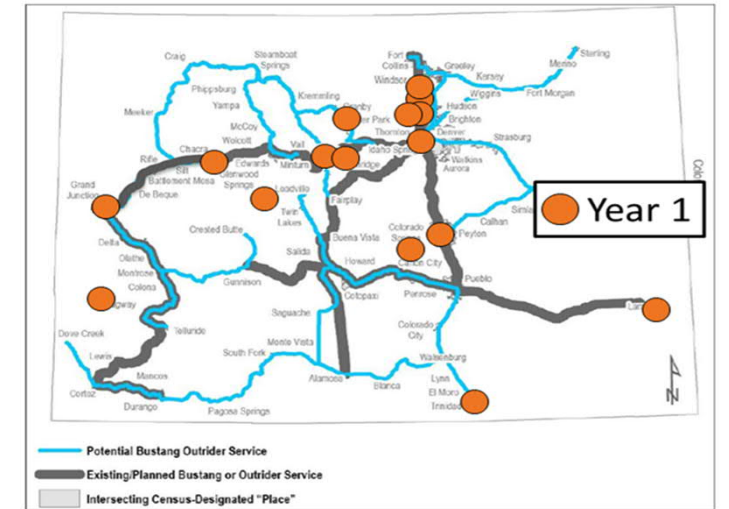


Senate Bill 267: Year 1 Allocation (\$43.2M Total, \$3.0M Complete)																											
Programmed	Project Description	Region	2020				2021				2022				2023												
			Jan-Mar	Apr-Jun	Jul-Sep	Oct-Dec	Jan-Mar	Apr-Jun	Jul-Sep	Oct-Dec	Jan-Mar	Apr-Jun	Jul-Sep	Oct-Dec	Jan-Mar	Apr-Jun	Jul-Sep	Oct-Dec									
\$tbd	Burnham Yard - CRISI Grant Match	1																									
\$3.0 M	Bijou Street Storage and Maintenance Facility	2	█	█	█	█	█	█	█	█																	
\$0.1 M	Cripple Creek Administration and Operations Facility (Design)	2																									
\$0.1 M	Prowers County Bus Barn Office Extension	2																									
\$0.1 M	Southwest Chief Thru-Car Study - CRISI Grant Match	2					█	█	█	█	█	█	█	█													
\$1.5 M	Arterial Transit and Bike/Pedestrian Improvements on I-70 Bus./US 6 Corridor	3									█	█	█	█	█	█	█	█									
\$3.4 M	Frisco Transit Center - Phase 2	3					█	█	█	█	█	█	█	█													
\$1.0 M	RFTA Aspen Maintenance Facility Improvement - Phase 9	3									COMPLETED																
\$3.0 M	RFTA Glenwood Maintenance Facility - Phase 3/7	3					█	█	█	█	█	█	█	█	█	█	█	█									
\$0.4 M	Summit County Transit Operations Center Design and Engineering	3																									
\$0.2 M	Winter Park Transit Maintenance Facility - Phase 1	3					█	█	█	█																	
\$2.6 M	Winter Park Transit Maintenance Facility - Phase 2	3									█	█	█	█	█	█	█	█									
\$5.0 M	Berthoud Mobility Hub	4	█	█	█	█	█	█	█	█	█	█	█	█	█	█	█	█									
\$6.0 M	Centerra-Loveland Mobility Hub	4	█	█	█	█	█	█	█	█	█	█	█	█													
\$0.7 M	Longmont/Firestone/Weld County Mobility Hub (interim configuration) (Design)	4	█	█	█	█	█	█	█	█	█	█	█	█													
\$6.0 M	Longmont/Firestone/Weld County Mobility Hub (interim configuration) (Const.)	4									█	█	█	█													
\$2.5 M	Longmont/Firestone/Weld County Mobility Hub (center median station) (ROW)	4	█	█	█	█																					
\$2.0 M	SH 119 BRT	4					█	█	█	█	█	█	█	█	█	█	█	█									

## Strategic Transit Projects (SB 267) - Transit Program Roadmap

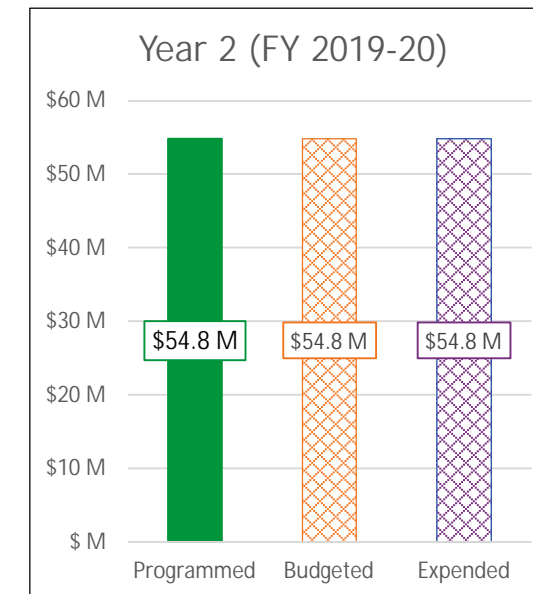
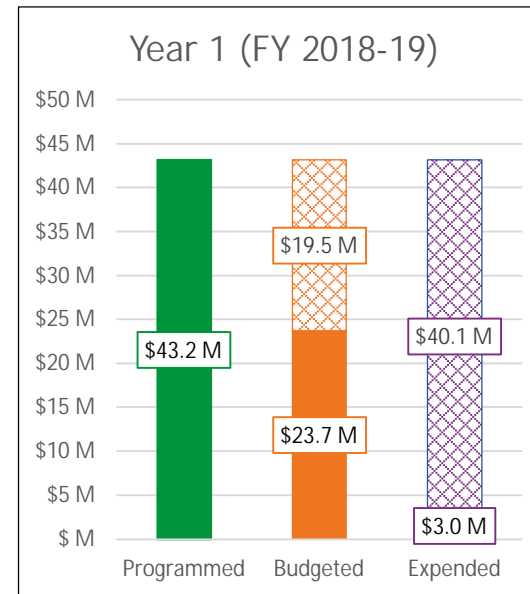
Senate Bill 17-267 (SB-267) provided up to \$188 M for transit projects starting in Fiscal Year 2018-19, with an additional \$10M to date from bond sale proceeds. As of this report, the first two fiscal years (\$98 M) have been released.

This program roadmap allows the Division of Transit and Rail to see remaining key dependencies between major milestones, communicate the linkage between the strategy and the planned prioritized work, and provide a high-level view of upcoming milestones and decision points. Project locations are displayed on the Bustang and Outrider proposed system map to the right.



Senate Bill 267: Year 1 Allocation (\$43.2M Total, \$3.0M Complete)																		
Programmed	Project Description	Region	2020				2021				2022				2023			
			Jan-Mar	Apr-Jun	Jul-Sep	Oct-Dec	Jan-Mar	Apr-Jun	Jul-Sep	Oct-Dec	Jan-Mar	Apr-Jun	Jul-Sep	Oct-Dec	Jan-Mar	Apr-Jun	Jul-Sep	Oct-Dec
\$0.5 M	Poncha Springs Crossroads Welcome Center Improvements	5	WITHDRAWN															
\$1.9 M	SMART Purchase of Existing Real Property for Admin & Maintenance Facility	5	COMPLETED															

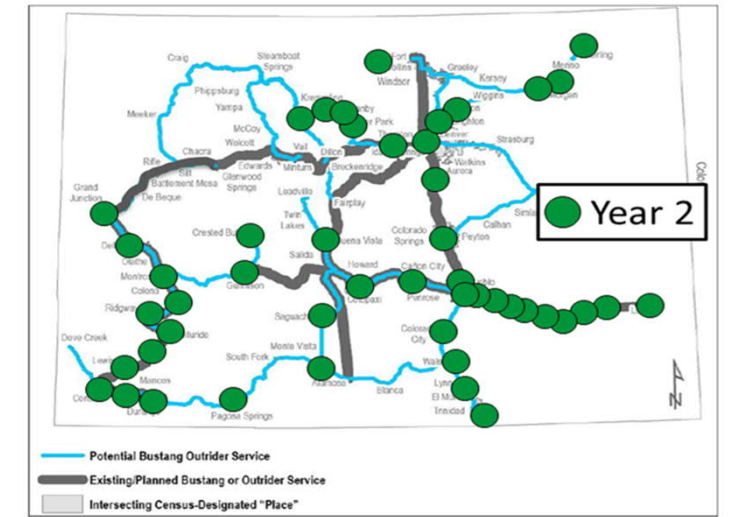
Legend	
<span style="background-color: #d9534f; width: 15px; height: 15px; display: inline-block;"></span>	Planning
<span style="background-color: #8ebf42; width: 15px; height: 15px; display: inline-block;"></span>	Design / Environmental Clearance / ROW Acquisition
<span style="background-color: #3498db; width: 15px; height: 15px; display: inline-block;"></span>	Procurement
<span style="background-color: #f1c40f; width: 15px; height: 15px; display: inline-block;"></span>	Construction / Delivery
<span style="background-color: #9b59b6; width: 15px; height: 15px; display: inline-block;"></span>	Cash Contribution
<span style="background-color: #bdc3c7; width: 15px; height: 15px; display: inline-block;"></span>	Program Management Activities
<span style="background-color: #fff9c4; width: 15px; height: 15px; display: inline-block;"></span>	Quarterly TC Meeting Report
<span style="background-color: #27ae60; width: 15px; height: 15px; display: inline-block;"></span>	Bar Charts: Unprogrammed
<span style="background-color: #f1c40f; width: 15px; height: 15px; display: inline-block;"></span>	Bar Charts: Unbudgeted
<span style="background-color: #9b59b6; width: 15px; height: 15px; display: inline-block;"></span>	Bar Charts: Unexpended



### Strategic Transit Projects (SB 267) - Transit Program Roadmap

Senate Bill 17-267 (SB-267) provided up to \$188 M for transit projects starting in Fiscal Year 2018-19, with an additional \$10M to date from bond sale proceeds. As of this report, the first two fiscal years (\$98 M) have been released.

This program roadmap allows the Division of Transit and Rail to see remaining key dependencies between major milestones, communicate the linkage between the strategy and the planned prioritized work, and provide a high-level view of upcoming milestones and decision points. Project locations are displayed on the Bustang and Outrider proposed system map to the right.

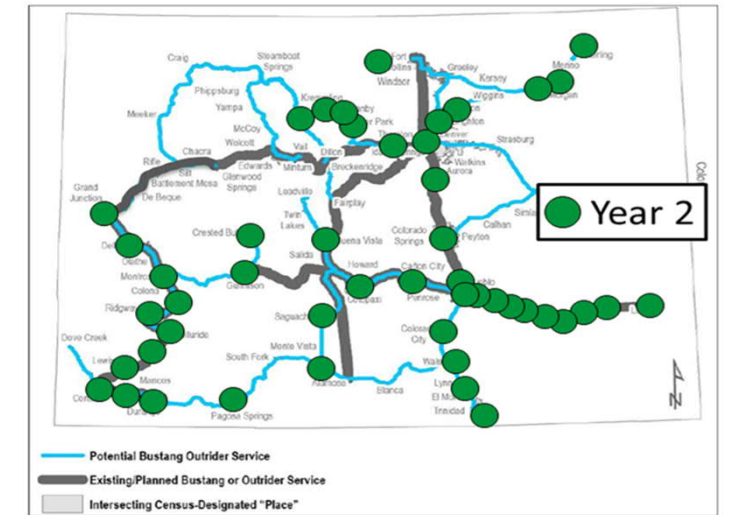


Senate Bill 267: Year 2 Allocation (\$54.8M Total, \$0M Complete)																		
Programmed	Project Description	Region	2020				2021				2022				2023			
			Jan-Mar	Apr-Jun	Jul-Sep	Oct-Dec	Jan-Mar	Apr-Jun	Jul-Sep	Oct-Dec	Jan-Mar	Apr-Jun	Jul-Sep	Oct-Dec	Jan-Mar	Apr-Jun	Jul-Sep	Oct-Dec
\$tbd	Bustang Fleet Purchases (Region 1)	1																
\$0.3 M	Castle Rock Mobility Hub	1																
\$7.0 M	Lone Tree Mobility Hub	1																
\$1.3 M	Idaho Springs Park-n-Ride	1																
\$26.0 M	Safer Main Streets Program	1																
\$5.0 M	Colorado Springs Transit Center	2																
\$1.1 M	North Pueblo Mobility Hub	2																
\$0.2 M	Outrider Improvements at Canon City and Cotopaxi	2																
\$0.2 M	Outrider Improvements at Colorado City Corners, Walsenburg and Aguilar	2																
\$0.6 M	Outrider Improvements at Lamar, Fort Lyon, Las Animas, La Junta, Swink, Rocky Ford, Manazanola, and Fowler	2																
\$0.1 M	Outrider Improvements at Pueblo West	2																
\$0.1 M	Outrider Improvements at Tejon Park-n-Ride	2																
\$1.0 M	Pueblo Administrative and Maintenance Facility - 5339(b) Grant Match	2																
\$0.2 M	South Central Storage and Maintenance Facility	2																
\$1.0 M	Southwest Chief Track Improvements - BUILD Grant Match	2																
\$0.8 M	Crested Butte Storage Facility	3																
\$0.3 M	Outrider Improvements at Fraser, Granby, Kremmling and Hot Sulphur Springs	3																
\$0.1 M	Outrider Improvements at Grand Junction	3																
\$0.3 M	Outrider Improvements at Montrose, Delta and Gunnison	3																
\$0.3 M	Western Slope Storage and Maintenance Facility	3																
\$1.3 M	Bustang Fleet Purchases (Region 4)	4																
\$1.0 M	Estes Park Transit Improvements	4																
\$0.2 M	Outrider Improvements at Brush, Fort Morgan and Hudson	4																
\$0.1 M	Outrider Improvements at Lochbuie	4																
\$0.1 M	Outrider Improvements at Sterling	4																

### Strategic Transit Projects (SB 267) - Transit Program Roadmap

Senate Bill 17-267 (SB-267) provided up to \$188 M for transit projects starting in Fiscal Year 2018-19, with an additional \$10M to date from bond sale proceeds. As of this report, the first two fiscal years (\$98 M) have been released.

This program roadmap allows the Division of Transit and Rail to see remaining key dependencies between major milestones, communicate the linkage between the strategy and the planned prioritized work, and provide a high-level view of upcoming milestones and decision points. Project locations are displayed on the Bustang and Outrider proposed system map to the right.



Senate Bill 267: Year 2 Allocation (\$54.8M Total, \$0M Complete)																		
Programmed	Project Description	Region	2020				2021				2022				2023			
			Jan-Mar	Apr-Jun	Jul-Sep	Oct-Dec	Jan-Mar	Apr-Jun	Jul-Sep	Oct-Dec	Jan-Mar	Apr-Jun	Jul-Sep	Oct-Dec	Jan-Mar	Apr-Jun	Jul-Sep	Oct-Dec
\$0.6 M	Buena Vista Park-n-Ride and Intermodal Facility	5																
\$2.0 M	Durango Transit Capital Improvements	5																
\$0.3 M	Outrider Improvements at 3 locations between Alamosa and Buena Vista	5																
\$0.4 M	Outrider Improvements at Durango, Mancos, Cortez, Dolores, and Rico	5																
\$0.3 M	Outrider Improvements at Placerville, Ridgway and Telluride	5																
\$1.1 M	Pagosa Springs Multimodal Facility	5																

Legend	
	Planning
	Design / Environmental Clearance / ROW Acquisition
	Procurement
	Construction / Delivery
	Cash Contribution
	Program Management Activities
	Quarterly TC Meeting Report
	Bar Charts: Unprogrammed
	Bar Charts: Unbudgeted
	Bar Charts: Unexpended

